

Drug cost by Therapeutic Group (excluding compounds)

Year Ending	Jun 02	Jun 03	Jun 04	Jun 05	Sep 05
Alimentary Tract and Metabolism	\$104,189,613	\$113,980,889	\$127,544,619	\$132,003,314	\$133,131,931
Blood and Blood Forming Organs	\$53,418,559	\$58,614,269	\$70,090,496	\$78,050,400	\$80,865,880
Cardiovascular System	\$58,833,840	\$61,282,243	\$70,164,708	\$73,061,271	\$72,935,877
Dermatologicals	\$22,031,413	\$20,240,672	\$19,509,909	\$16,577,858	\$16,446,255
Genito-Urinary System	\$13,385,994	\$12,990,306	\$11,904,760	\$11,293,356	\$10,969,746
Hormone Preparations - Systemic Excluding Contraceptive Hormone	\$30,123,337	\$30,006,694	\$30,131,061	\$31,894,480	\$31,341,597
Infections - Agents for Systemic Use	\$32,358,513	\$32,817,234	\$34,787,251	\$35,508,683	\$34,373,832
Musculoskeletal System	\$6,588,535	\$8,660,898	\$9,607,476	\$10,636,079	\$10,945,667
Nervous System	\$118,597,888	\$130,755,723	\$132,230,067	\$134,648,710	\$136,265,957
Oncology Agents and Immunosuppressants	\$21,357,944	\$27,608,457	\$35,884,974	\$45,578,058	\$46,926,218
Respiratory System and Allergies	\$60,807,239	\$60,297,801	\$57,751,516	\$61,021,941	\$60,918,105
Sensory Organs	\$7,515,942	\$8,840,263	\$10,090,497	\$9,458,850	\$9,546,192
Special Foods	\$8,293,238	\$9,158,574	\$10,214,964	\$10,869,688	\$11,010,185
	\$537,502,054	\$575,254,023	\$619,912,296	\$650,602,686	\$655,677,441

Alimentary Tract and Metabolism

Year Ending	Jun 02	Jun 03	Jun 04	Jun 05	Sep 05
Antidiarrhoeals	\$7,817,930	\$8,197,866	\$8,144,622	\$7,643,255	\$7,712,851
Anti-ulcerants	\$44,108,946	\$52,211,438	\$63,982,221	\$68,639,697	\$70,764,380
Diabetes	\$18,585,203	\$18,958,061	\$19,224,912	\$20,600,646	\$20,918,030
Diabetes Management	\$18,129,334	\$19,434,808	\$19,814,806	\$19,511,895	\$18,510,558
Vitamins	\$4,181,925	\$4,096,163	\$4,198,329	\$3,824,347	\$3,697,267
Remainder	\$11,366,275	\$11,082,554	\$12,179,730	\$11,783,472	\$11,528,847
	\$104,189,613	\$113,980,889	\$127,544,619	\$132,003,314	\$133,131,931

Blood and Blood Forming Organs

Year Ending	Jun 02	Jun 03	Jun 04	Jun 05	Sep 05
Antianaemics	\$4,837,817	\$4,133,156	\$6,990,374	\$9,241,397	\$9,610,922
Antifibrinolytics, Haemostatics and Local Sclerosants	\$517,261	\$671,138	\$759,205	\$821,870	\$836,535
Antithrombotic Agents	\$3,953,590	\$4,240,282	\$3,847,770	\$4,091,193	\$4,129,966
Fluids and Electrolytes	\$3,656,380	\$3,482,314	\$3,526,358	\$3,075,136	\$2,934,788
Lipid Modifying Agents	\$40,453,510	\$46,087,379	\$54,966,789	\$60,820,805	\$63,353,669
	\$53,418,559	\$58,614,269	\$70,090,496	\$78,050,400	\$80,865,880

Cardiovascular System

Year Ending	Jun 02	Jun 03	Jun 04	Jun 05	Sep 05
Agents Affecting the Renin-Angiotensin System	\$21,357,029	\$23,037,155	\$28,435,235	\$29,115,353	\$27,909,654
Anti-arrythmics	\$5,135,784	\$5,191,182	\$5,122,470	\$4,967,431	\$4,925,121
Beta Adrenoceptor Blockers	\$7,972,065	\$9,234,806	\$11,530,626	\$17,583,798	\$18,503,809
Calcium Channel Blockers	\$13,885,554	\$13,777,932	\$16,368,838	\$13,018,712	\$13,211,626
Diuretics	\$1,908,636	\$1,965,620	\$2,292,473	\$2,363,839	\$2,373,687
Remainder	\$8,574,771	\$8,075,547	\$6,415,067	\$6,012,138	\$6,011,979
	\$58,833,840	\$61,282,243	\$70,164,708	\$73,061,271	\$72,935,877

Dermatologicals

Year Ending	Jun 02	Jun 03	Jun 04	Jun 05	Sep 05
Anti-acne Preparations	\$7,704,576	\$5,668,143	\$4,376,531	\$1,622,061	\$1,616,086
Antibacterials Topical	\$1,424,141	\$1,407,665	\$1,360,646	\$1,391,126	\$1,348,581
Corticosteroids Topical	\$6,662,428	\$6,728,509	\$6,861,286	\$6,799,117	\$6,802,097
Emollients and Barrier Creams	\$1,131,909	\$1,173,556	\$1,341,857	\$1,439,766	\$1,427,167
Psoriasis and Eczema Preparations	\$2,391,276	\$2,499,151	\$2,578,039	\$2,586,307	\$2,597,850
Remainder	\$2,717,084	\$2,763,649	\$2,991,548	\$2,739,480	\$2,654,474
	\$22,031,413	\$20,240,672	\$19,509,909	\$16,577,858	\$16,446,255

Genito-Urinary System

Year Ending	Jun 02	Jun 03	Jun 04	Jun 05	Sep 05
Anti-androgen Oral Contraceptives	\$1,182,557	\$843,382	\$843,141	\$634,203	\$645,810
Contraceptives - Hormonal	\$8,582,482	\$8,607,578	\$7,715,345	\$7,435,532	\$7,123,833
Contraceptives - Non-hormonal	\$1,647,437	\$1,581,557	\$1,356,589	\$1,209,134	\$1,192,609
Myometrial and Vaginal Hormone Preparations	\$503,974	\$565,929	\$655,758	\$675,048	\$687,855
Urinary Agents	\$548,785	\$577,216	\$659,053	\$652,033	\$643,690
Remainder	\$920,759	\$814,644	\$674,875	\$687,405	\$675,948
	\$13,385,994	\$12,990,306	\$11,904,760	\$11,293,356	\$10,969,746

**Hormone Preparations - Systemic Excluding
Contraceptive Hormones**

Year Ending	Jun 02	Jun 03	Jun 04	Jun 05	Sep 05
Calcium Homeostasis	\$5,694,185	\$7,708,820	\$8,304,899	\$9,830,498	\$10,147,903
Corticosteroids and Related Agents for Systemic Use	\$2,413,004	\$2,620,297	\$3,001,551	\$3,145,776	\$3,213,293
Hormone Replacement Therapy - Systemic	\$6,632,638	\$3,833,980	\$2,419,591	\$1,879,544	\$1,806,860
Sex Hormones Non Contraceptive	\$3,647,552	\$3,206,583	\$2,368,574	\$1,647,028	\$1,627,812
Trophic Hormones	\$7,729,180	\$8,490,517	\$9,566,949	\$10,818,437	\$9,953,339
Remainder	\$4,006,778	\$4,146,498	\$4,469,496	\$4,573,198	\$4,592,389
	\$30,123,337	\$30,006,694	\$30,131,061	\$31,894,480	\$31,341,597

Infections - Agents for Systemic Use

	Year Ending	Jun 02	Jun 03	Jun 04	Jun 05	Sep 05
Antibacterials		\$15,365,037	\$14,558,509	\$13,056,222	\$13,939,594	\$13,662,580
Antifungals		\$7,721,583	\$7,936,490	\$10,215,820	\$8,394,040	\$7,383,379
Antiretrovirals		\$5,701,308	\$6,432,708	\$7,327,402	\$8,879,885	\$9,009,270
Antivirals		\$1,191,896	\$1,452,655	\$1,609,029	\$1,650,794	\$1,656,427
Urinary Tract Infections		\$983,894	\$1,014,749	\$1,028,495	\$1,121,603	\$1,137,242
Remainder		\$1,394,795	\$1,422,123	\$1,550,283	\$1,522,767	\$1,524,935
		\$32,358,513	\$32,817,234	\$34,787,251	\$35,508,683	\$34,373,832

Musculoskeletal System

Year Ending	Jun 02	Jun 03	Jun 04	Jun 05	Sep 05
Anticholinesterases	\$98,452	\$103,136	\$101,098	\$102,865	\$103,518
Anti-inflammatory Non Steroidal Drugs (NSAIDs)	\$4,773,055	\$4,742,628	\$4,661,301	\$4,616,008	\$4,731,575
Antirheumatoid Agents	\$481,331	\$2,231,281	\$3,006,900	\$3,935,237	\$4,083,088
Hyperuricaemia and Antigout	\$587,684	\$924,136	\$1,141,180	\$1,272,005	\$1,320,051
Muscle Relaxants	\$646,713	\$658,599	\$695,284	\$707,893	\$705,530
Remainder	\$1,301	\$1,118	\$1,713	\$2,070	\$1,905
	\$6,588,535	\$8,660,898	\$9,607,476	\$10,636,079	\$10,945,667

Nervous System

	Year Ending	Jun 02	Jun 03	Jun 04	Jun 05	Sep 05
Analgesics		\$15,566,565	\$16,549,221	\$16,190,180	\$14,164,773	\$14,206,803
Antidepressants		\$28,054,262	\$32,758,944	\$27,574,084	\$27,323,069	\$27,921,952
Anti-Epilepsy Drugs		\$17,497,161	\$19,023,721	\$20,724,500	\$21,393,637	\$21,609,518
Antimigraine Preparations		\$10,500,428	\$11,235,899	\$12,192,861	\$12,419,478	\$12,529,874
Antipsychotics		\$36,673,284	\$40,883,106	\$45,189,500	\$48,562,844	\$49,218,639
Remainder		\$10,306,189	\$10,304,832	\$10,358,942	\$10,784,908	\$10,779,172
		\$118,597,888	\$130,755,723	\$132,230,067	\$134,648,710	\$136,265,957

Oncology Agents and Immunosuppressants

Year Ending	Jun 02	Jun 03	Jun 04	Jun 05	Sep 05
Chemotherapeutic Agents	\$1,129,280	\$5,098,761	\$10,861,954	\$11,323,401	\$12,499,298
Endocrine Therapy	\$4,088,416	\$4,448,588	\$5,328,388	\$6,471,509	\$6,824,157
Immunosuppressants	\$16,140,248	\$18,061,107	\$19,694,632	\$27,783,148	\$27,602,763
	\$21,357,944	\$27,608,457	\$35,884,974	\$45,578,058	\$46,926,218

Respiratory System and Allergies

Year Ending	Jun 02	Jun 03	Jun 04	Jun 05	Sep 05
Inhaled Beta-adrenoceptor Agonist and Anticholinergic Agents - MDI	\$2,832,031	\$3,105,953	\$3,355,260	\$3,611,485	\$3,628,711
Inhaled Beta-adrenoceptor Agonists - Long Acting Inhalers	\$5,952,999	\$9,993,765	\$14,287,740	\$18,646,611	\$19,437,673
Inhaled Beta-adrenoceptor Agonists - Metered Dose Inhalers	\$7,813,125	\$8,089,210	\$8,366,179	\$8,690,665	\$7,957,043
Inhaled Corticosteroids - Breath Activated Devices	\$5,907,185	\$4,402,737	\$3,764,185	\$2,940,478	\$2,844,093
Inhaled Corticosteroids - Metered Dose Inhalers	\$21,905,489	\$20,696,333	\$14,907,651	\$14,550,820	\$14,402,013
Remainder	\$16,396,410	\$14,009,803	\$13,070,501	\$12,581,882	\$12,648,572
	\$60,807,239	\$60,297,801	\$57,751,516	\$61,021,941	\$60,918,105

Sensory Organs

Year Ending	Jun 02	Jun 03	Jun 04	Jun 05	Sep 05
Ear/Eye Preparations	\$650,146	\$550,080	\$580,926	\$537,885	\$519,046
Ear Preparations	\$199,978	\$190,143	\$108,769	\$119,239	\$122,478
Eye Preparations	\$6,665,818	\$8,100,040	\$9,400,803	\$8,801,726	\$8,904,668
	\$7,515,942	\$8,840,263	\$10,090,497	\$9,458,850	\$9,546,192

Special Foods

Year Ending	Jun 02	Jun 03	Jun 04	Jun 05	Sep 05
Foods And Supplements For Inborn Errors Of Metabolism - PKU	\$1,968,523	\$2,052,283	\$2,367,488	\$2,353,441	\$2,255,604
Gluten Free Foods	\$157,858	\$157,919	\$151,038	\$180,531	\$167,519
Infant Formulae	\$560,161	\$692,062	\$991,995	\$1,508,783	\$1,689,341
Nutrient Modules	\$215,238	\$211,193	\$202,745	\$258,196	\$279,590
Oral Supplements/Complete Diet (Nasogastric/Gastrostomy Tube Feed)	\$5,212,439	\$5,827,317	\$6,318,444	\$6,420,574	\$6,474,666
Remainder	\$179,020	\$217,800	\$183,254	\$148,162	\$143,465
	\$8,293,238	\$9,158,574	\$10,214,964	\$10,869,688	\$11,010,185

Prescriptions by Therapeutic Group (excluding compounds)

Year Ending	Jun 02	Jun 03	Jun 04	Jun 05	Sep 05
Alimentary Tract and Metabolism	2,823,709	2,983,684	3,466,891	3,888,872	3,914,003
Blood and Blood Forming Organs	1,309,699	1,533,161	1,834,871	2,112,171	2,138,484
Cardiovascular System	3,234,021	3,402,917	3,905,168	4,403,643	4,430,677
Dermatologicals	1,632,382	1,678,885	1,718,512	1,820,497	1,806,794
Genito-Urinary System	896,946	862,976	877,300	875,910	868,430
Hormone Preparations - Systemic Excluding Contraceptive Hormone	1,105,004	991,347	1,023,286	1,130,792	1,136,951
Infections - Agents for Systemic Use	2,962,990	2,863,047	2,881,918	3,206,735	3,181,159
Musculoskeletal System	950,332	953,507	1,003,845	1,180,555	1,192,895
Nervous System	4,212,643	4,342,462	4,702,589	5,240,724	5,248,111
Oncology Agents and Immunosuppressants	98,743	101,983	113,891	120,664	120,872
Respiratory System and Allergies	2,324,713	2,204,745	2,244,324	2,387,025	2,398,030
Sensory Organs	612,049	602,045	636,152	671,895	673,048
Special Foods	47,077	37,368	44,013	49,019	49,513
	22,210,308	22,558,127	24,452,760	27,088,502	27,158,967

Alimentary Tract and Metabolism

Year Ending	Jun 02	Jun 03	Jun 04	Jun 05	Sep 05
Antidiarrhoeals	87,689	89,343	96,234	107,501	107,503
Anti-ulcerants	807,689	901,568	1,030,248	1,155,171	1,174,127
Diabetes	444,120	472,695	533,564	603,059	610,452
Diabetes Management	218,339	227,560	241,190	260,790	268,390
Vitamins	277,888	313,045	410,008	500,869	499,416
Remainder	987,984	979,473	1,155,647	1,261,482	1,254,115
	2,823,709	2,983,684	3,466,891	3,888,872	3,914,003

Blood and Blood Forming Organs

Year Ending	Jun 02	Jun 03	Jun 04	Jun 05	Sep 05
Antianaemics	65,354	76,718	97,352	117,460	119,318
Antifibrinolytics, Haemostatics and Local Sclerosants	15,356	21,795	23,972	25,134	25,213
Antithrombotic Agents	497,575	496,306	560,193	619,330	617,096
Fluids and Electrolytes	170,611	175,396	188,783	198,386	193,528
Lipid Modifying Agents	560,803	762,946	964,571	1,151,861	1,183,329
	1,309,699	1,533,161	1,834,871	2,112,171	2,138,484

Cardiovascular System

Year Ending	Jun 02	Jun 03	Jun 04	Jun 05	Sep 05
Agents Affecting the Renin-Angiotensin System	889,578	959,560	1,105,102	1,239,234	1,249,184
Anti-arrythmics	156,210	150,583	165,290	176,495	174,052
Beta Adrenoceptor Blockers	619,761	669,760	782,009	933,634	955,654
Calcium Channel Blockers	490,395	533,919	571,456	611,686	615,982
Diuretics	650,991	659,508	777,144	903,201	902,756
Remainder	427,086	429,587	504,167	539,393	533,049
	3,234,021	3,402,917	3,905,168	4,403,643	4,430,677

Dermatologicals

Year Ending	Jun 02	Jun 03	Jun 04	Jun 05	Sep 05
Anti-acne Preparations	29,804	24,231	26,097	25,929	25,873
Antibacterials Topical	204,894	202,469	195,412	196,762	194,313
Corticosteroids Topical	752,717	777,715	796,341	854,241	850,325
Emollients and Barrier Creams	266,842	293,879	312,346	344,697	340,830
Psoriasis and Eczema Preparations	89,549	93,696	94,122	98,934	98,440
Remainder	288,576	286,895	294,194	299,934	297,013
	1,632,382	1,678,885	1,718,512	1,820,497	1,806,794

Genito-Urinary System

Year Ending	Jun 02	Jun 03	Jun 04	Jun 05	Sep 05
Anti-androgen Oral Contraceptives	78,846	54,811	55,010	55,683	55,791
Contraceptives - Hormonal	528,224	519,002	516,705	500,981	494,972
Contraceptives - Non-hormonal	110,809	110,463	109,299	108,476	108,039
Myometrial and Vaginal Hormone Preparations	44,242	47,737	50,509	55,236	56,339
Urinary Agents	65,890	67,754	81,116	87,267	86,649
Remainder	68,935	63,209	64,661	68,267	66,640
	896,946	862,976	877,300	875,910	868,430

**Hormone Preparations - Systemic Excluding
Contraceptive Hormones**

Year Ending	Jun 02	Jun 03	Jun 04	Jun 05	Sep 05
Calcium Homeostasis	79,184	104,204	132,420	157,788	162,548
Corticosteroids and Related Agents for Systemic Use	378,856	379,461	422,724	486,342	490,173
Hormone Replacement Therapy - Systemic	376,072	234,275	159,355	132,225	128,000
Sex Hormones Non Contraceptive	14,670	14,344	15,311	15,378	15,315
Trophic Hormones	6,124	6,982	8,171	9,484	9,602
Remainder	250,098	252,081	285,305	329,575	331,313
	1,105,004	991,347	1,023,286	1,130,792	1,136,951

Infections - Agents for Systemic Use

	Year Ending	Jun 02	Jun 03	Jun 04	Jun 05	Sep 05
Antibacterials		2,641,329	2,538,151	2,539,229	2,840,251	2,812,453
Antifungals		58,110	58,580	68,084	66,484	65,275
Antiretrovirals		4,862	5,229	5,854	6,775	6,718
Antivirals		39,521	42,437	45,295	48,134	48,882
Urinary Tract Infections		129,507	130,061	133,139	152,386	154,403
Remainder		89,661	88,589	90,317	92,705	93,428
		2,962,990	2,863,047	2,881,918	3,206,735	3,181,159

Musculoskeletal System

	Year Ending	Jun 02	Jun 03	Jun 04	Jun 05	Sep 05
Anticholinesterases		1,355	1,352	1,407	1,485	1,488
Anti-inflammatory Non Steroidal Drugs (NSAIDs)		709,774	702,066	719,034	843,951	854,403
Antirheumatoid Agents		2,707	5,372	6,103	6,860	6,971
Hyperuricaemia and Antigout		149,240	159,148	182,586	224,106	226,044
Muscle Relaxants		87,203	85,523	94,644	104,075	103,913
Remainder		53	46	71	78	76
		950,332	953,507	1,003,845	1,180,555	1,192,895

Nervous System

Year Ending	Jun 02	Jun 03	Jun 04	Jun 05	Sep 05
Analgesics	1,836,641	1,875,409	1,971,225	2,251,738	2,256,265
Antidepressants	701,630	753,110	859,575	947,810	954,227
Anti-Epilepsy Drugs	286,046	291,890	336,170	361,568	362,131
Antimigraine Preparations	105,065	103,491	105,759	104,659	104,041
Antipsychotics	256,780	270,419	319,839	356,392	355,195
Remainder	1,026,481	1,048,143	1,110,021	1,218,557	1,216,252
	4,212,643	4,342,462	4,702,589	5,240,724	5,248,111

Oncology Agents and Immunosuppressants

Year Ending	Jun 02	Jun 03	Jun 04	Jun 05	Sep 05
Chemotherapeutic Agents	38,017	39,989	44,784	48,437	49,191
Endocrine Therapy	33,142	32,547	36,585	37,640	37,324
Immunosuppressants	27,584	29,447	32,522	34,587	34,357
	98,743	101,983	113,891	120,664	120,872

Respiratory System and Allergies

Year Ending	Jun 02	Jun 03	Jun 04	Jun 05	Sep 05
Inhaled Beta-adrenoceptor Agonist and Anticholinergic Agents - MDI	92,356	98,279	107,961	118,732	118,487
Inhaled Beta-adrenoceptor Agonists - Long Acting Inhalers	74,452	103,176	133,259	157,216	159,389
Inhaled Beta-adrenoceptor Agonists - Metered Dose Inhalers	559,337	567,083	594,653	644,704	653,437
Inhaled Corticosteroids - Breath Activated Devices	134,674	108,632	95,727	87,949	84,842
Inhaled Corticosteroids - Metered Dose Inhalers	472,894	479,777	478,977	483,653	479,166
Remainder	991,000	847,798	833,747	894,771	902,709
	2,324,713	2,204,745	2,244,324	2,387,025	2,398,030

Sensory Organs

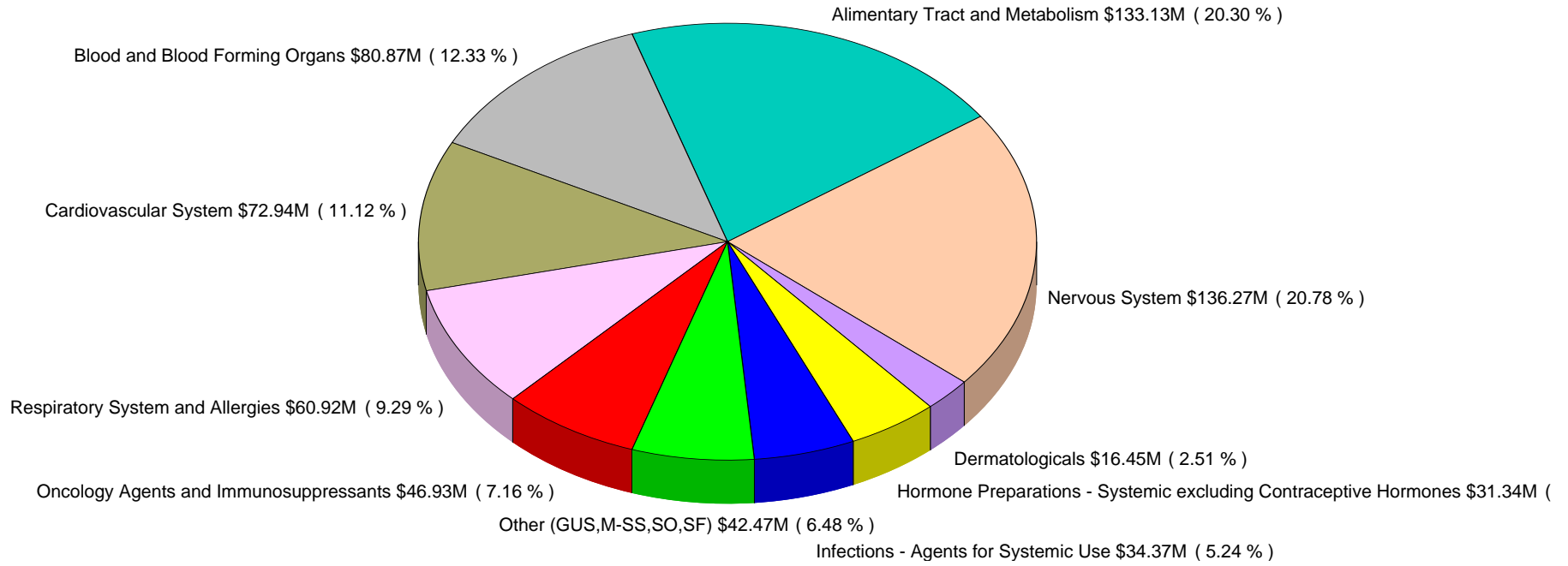
Year Ending	Jun 02	Jun 03	Jun 04	Jun 05	Sep 05
Ear/Eye Preparations	122,700	107,023	115,774	108,863	105,652
Ear Preparations	31,313	30,299	24,928	28,767	29,781
Eye Preparations	458,036	464,723	495,450	534,265	537,615
	612,049	602,045	636,152	671,895	673,048

Special Foods

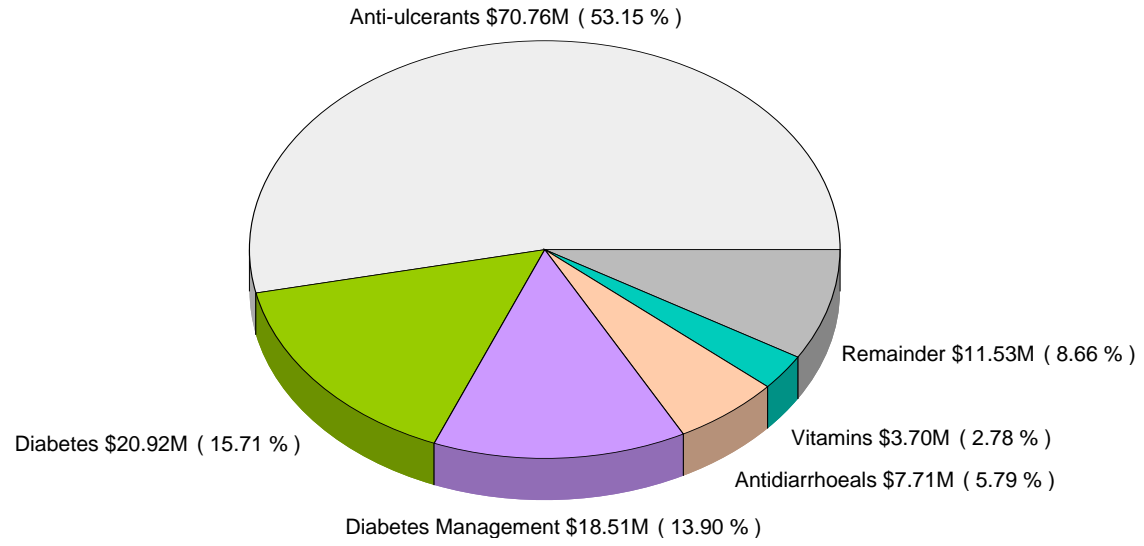
Year Ending	Jun 02	Jun 03	Jun 04	Jun 05	Sep 05
Foods And Supplements For Inborn Errors Of Metabolism - PKU	1,212	716	732	791	783
Gluten Free Foods	4,913	4,380	4,331	5,448	5,082
Infant Formulae	4,548	1,801	2,118	2,423	2,468
Nutrient Modules	1,542	1,126	1,057	1,166	1,225
Oral Supplements/Complete Diet (Nasogastric/Gastrostomy Tube Feed)	32,576	27,948	34,443	37,898	38,749
Remainder	2,286	1,397	1,332	1,293	1,206
	47,077	37,368	44,013	49,019	49,513

Investment by Therapeutic Groups

\$655,677,441 for the year ending Sep 05

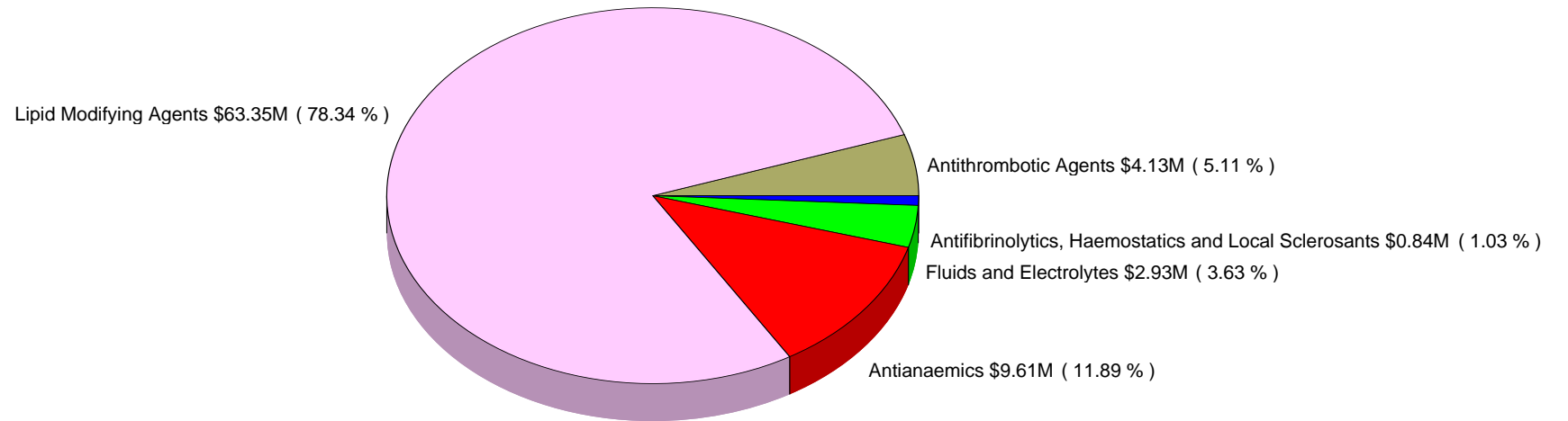


Alimentary Tract and Metabolism \$133,131,931 for the year ending Sep 05



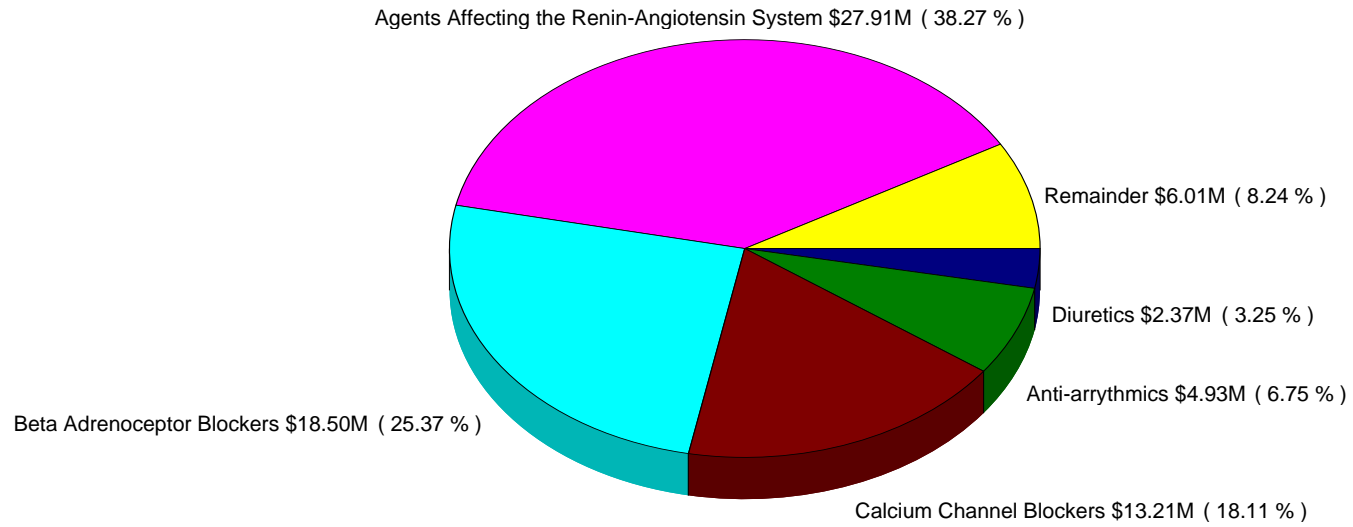
Blood and Blood Forming Organs

\$80,865,880 for the year ending Sep 05



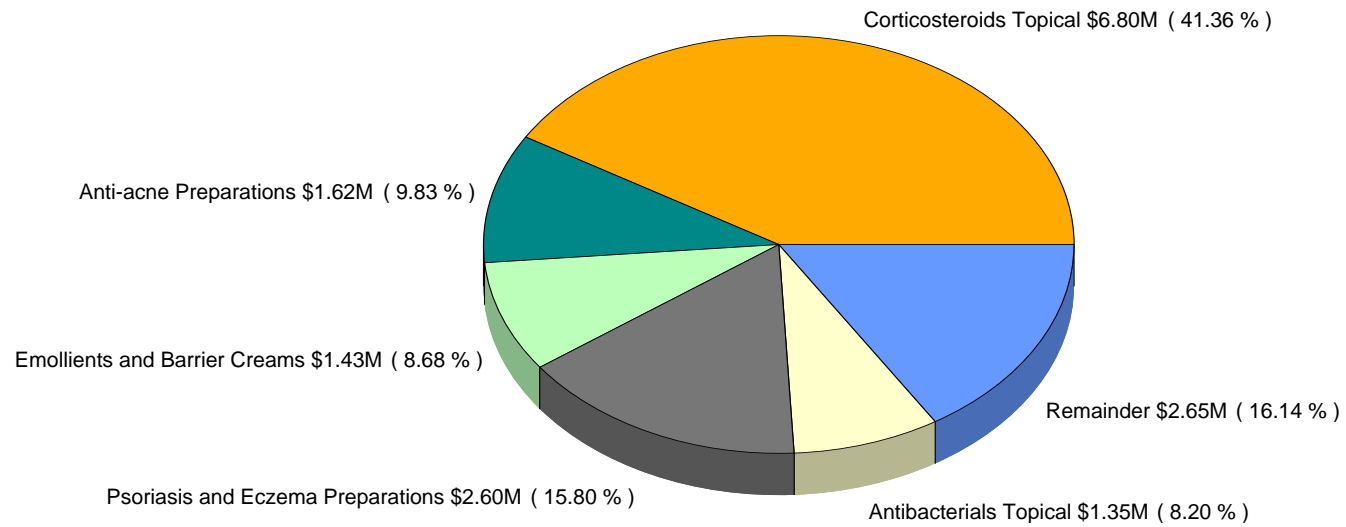
Cardiovascular System

\$72,935,877 for the year ending Sep 05



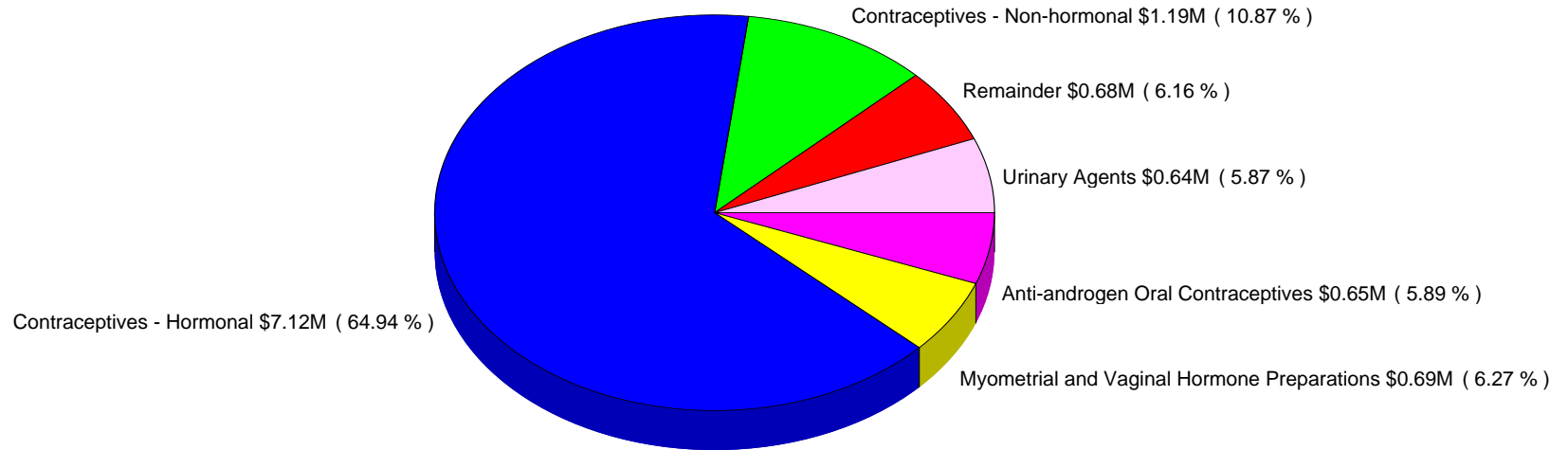
Dermatologicals

\$16,446,255 for the year ending Sep 05



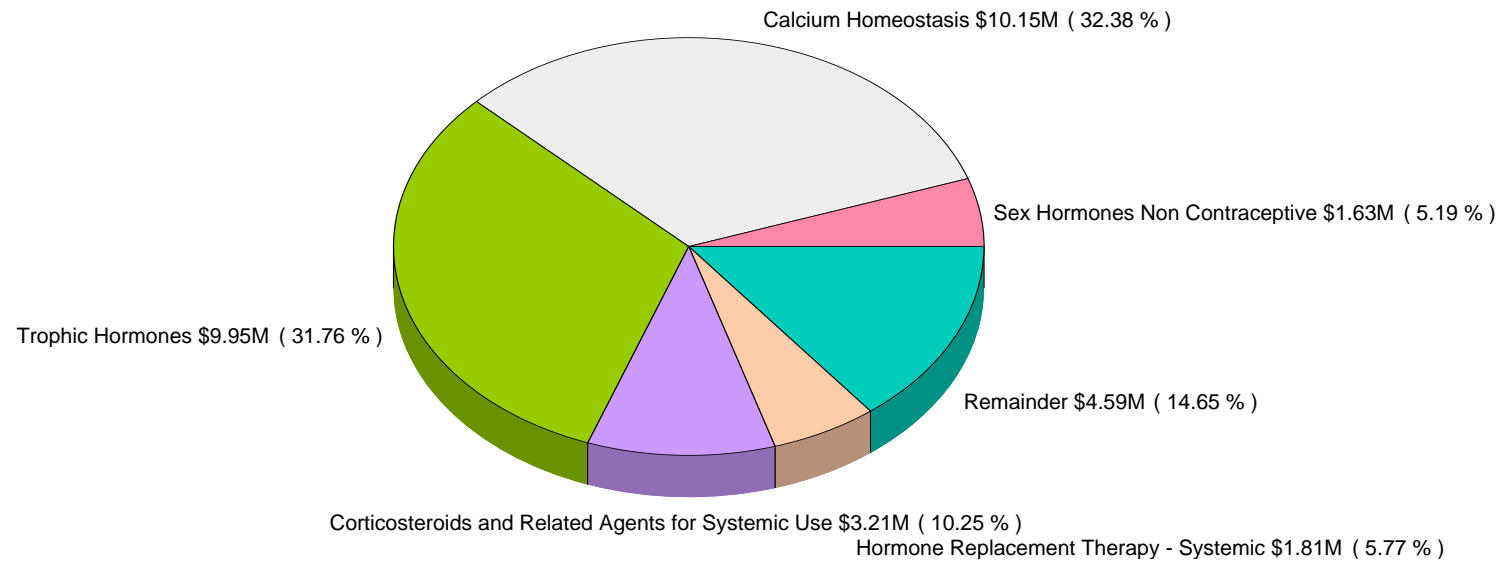
Genito-Urinary System

\$10,969,746 for the year ending Sep 05



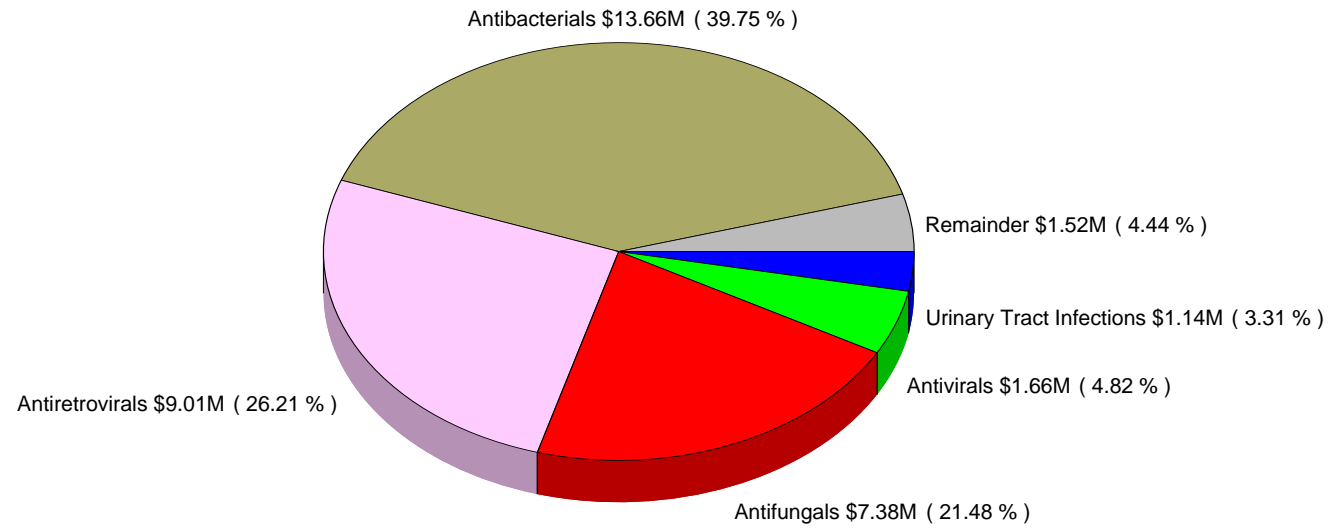
**Hormone Preparations - Systemic
Excluding Contraceptive
Hormones**

\$31,341,597 for the year ending Sep 05



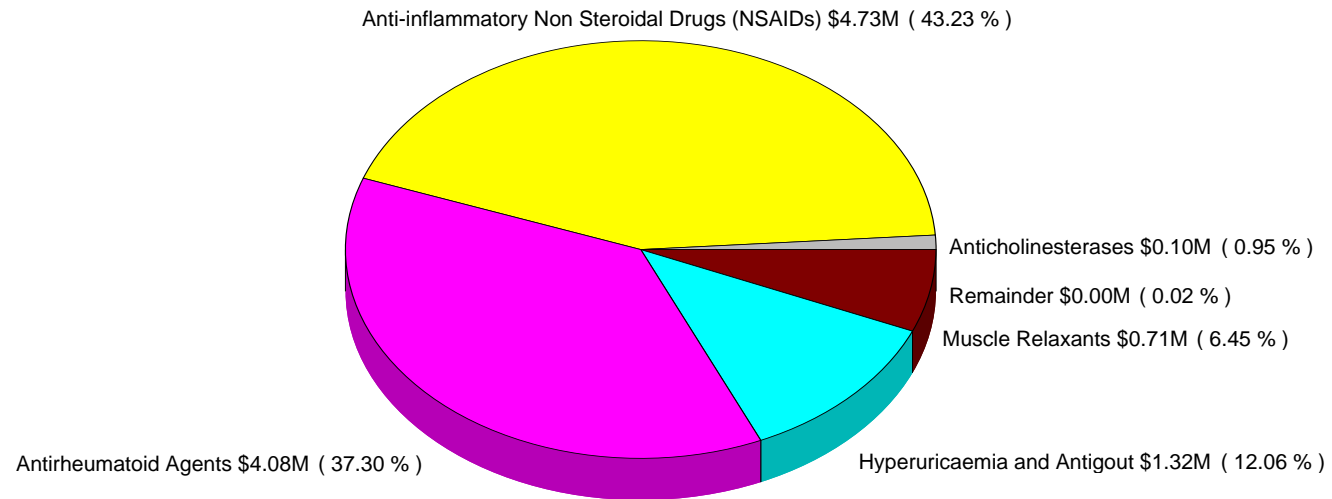
Infections - Agents for Systemic Use

\$34,373,832 for the year ending Sep 05



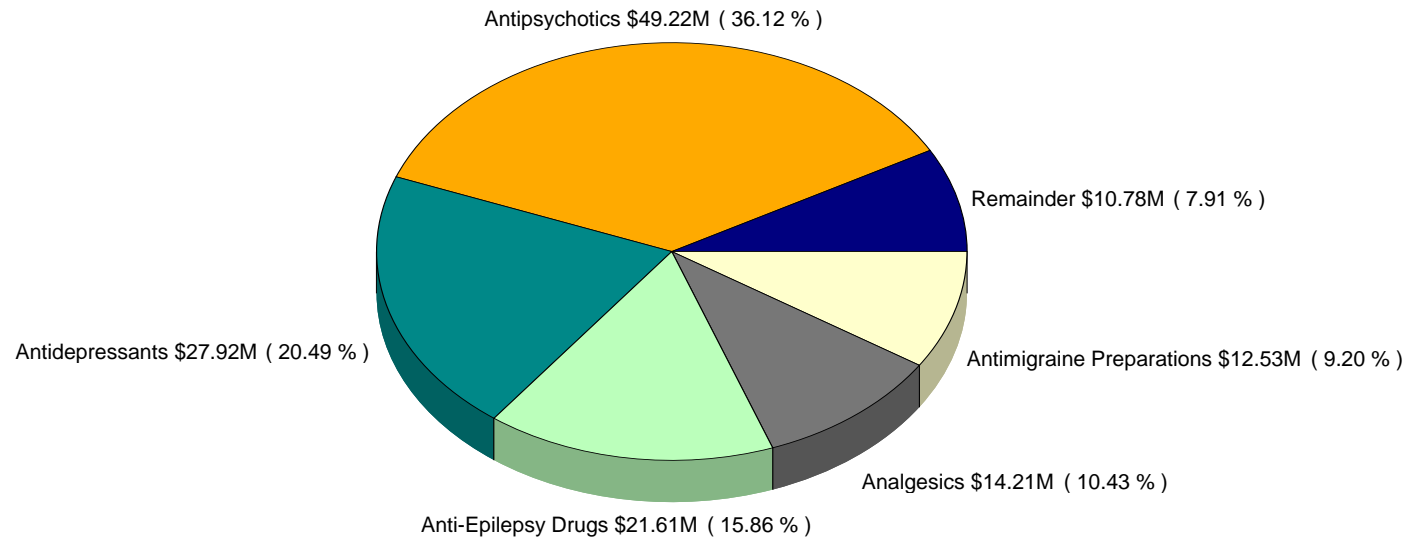
Musculoskeletal System

\$10,945,667 for the year ending Sep 05



Nervous System

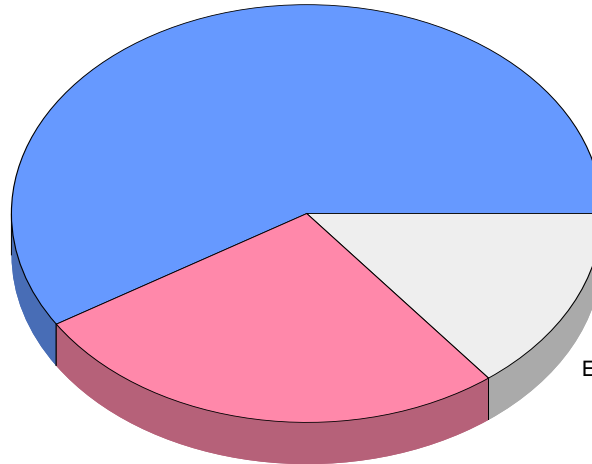
\$136,265,957 for the year ending Sep 05



Oncology Agents and Immunosuppressants

\$46,926,218 for the year ending Sep 05

Immunosuppressants \$27.60M (58.82 %)

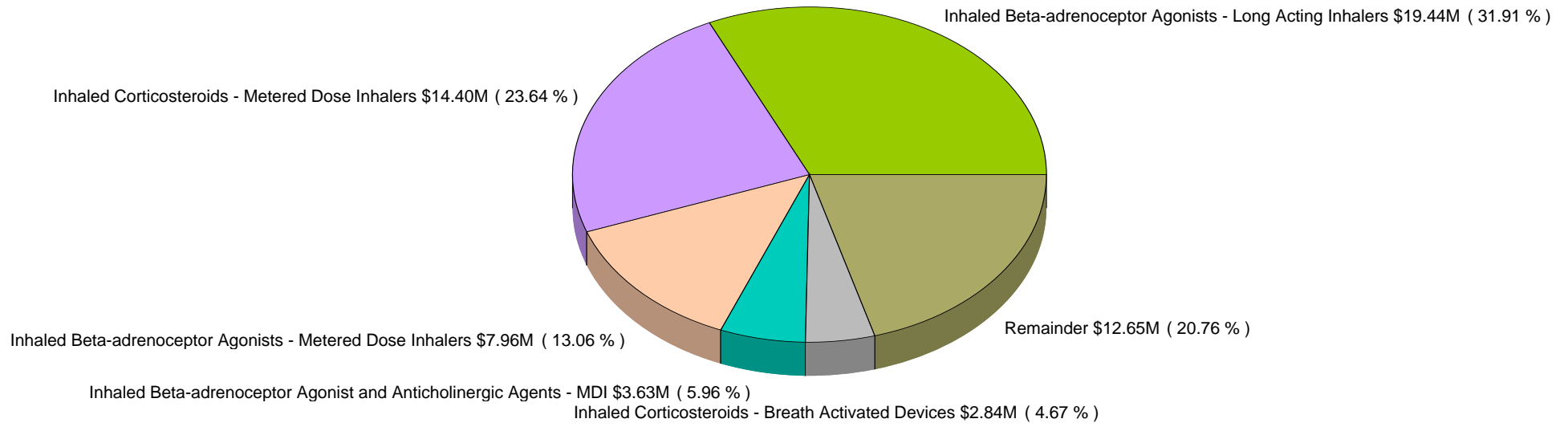


Endocrine Therapy \$6.82M (14.54 %)

Chemotherapeutic Agents \$12.50M (26.64 %)

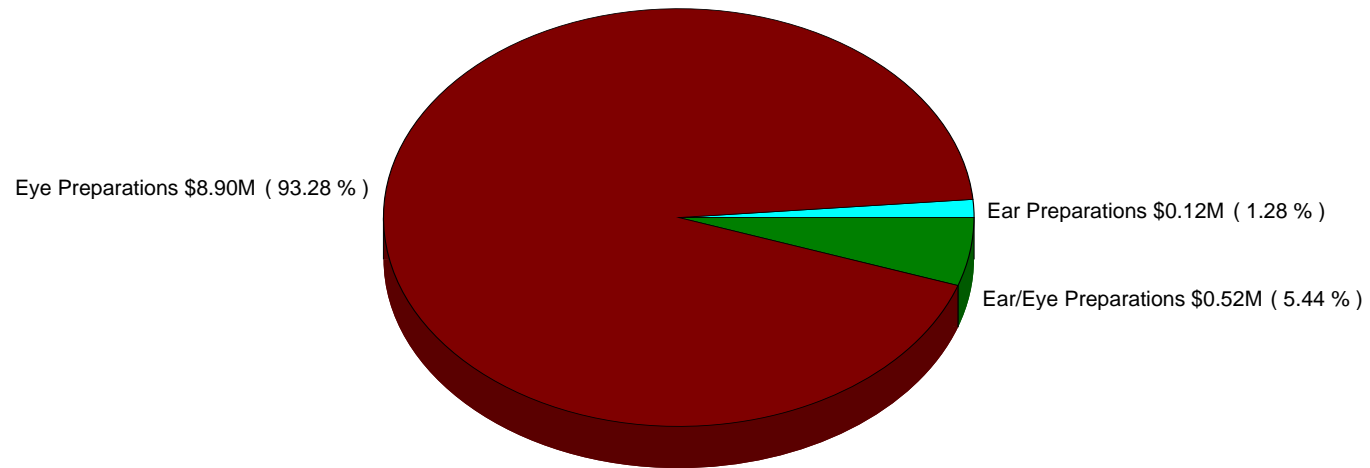
Respiratory System and Allergies

\$60,918,105 for the year ending Sep 05



Sensory Organs

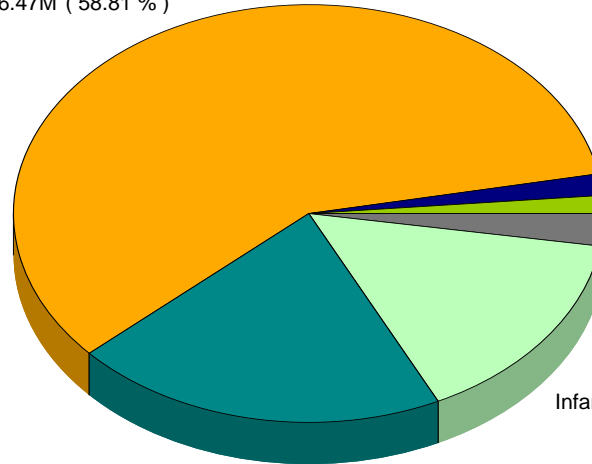
\$9,546,192 for the year ending Sep 05



Special Foods

\$11,010,185 for the year ending Sep 05

Oral Supplements/Complete Diet (Nasogastric/Gastrostomy Tube Feed) \$6.47M (58.81 %)



Gluten Free Foods \$0.17M (1.52 %)

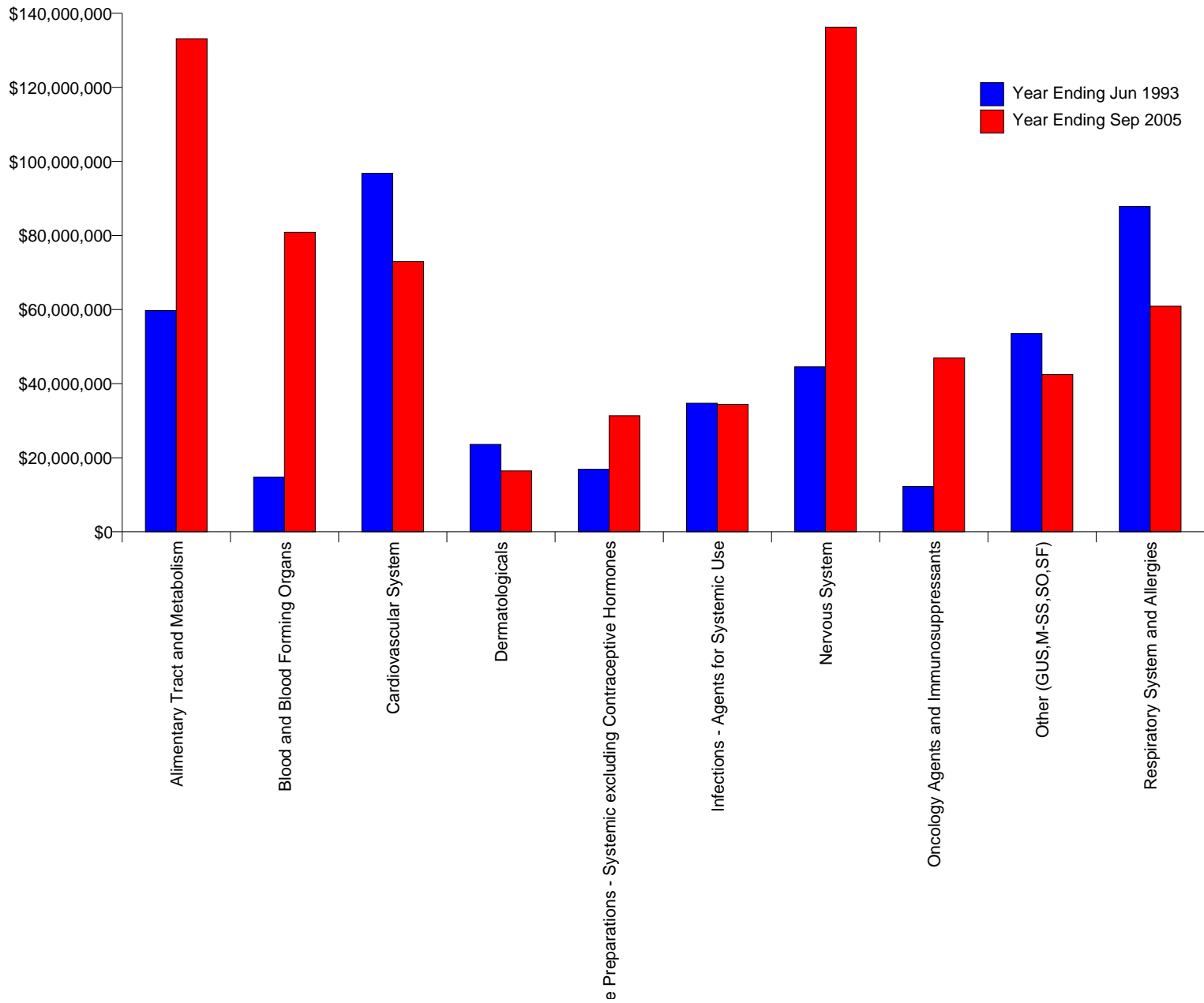
Remainder \$0.14M (1.30 %)

Nutrient Modules \$0.28M (2.54 %)

Infant Formulae \$1.69M (15.34 %)

Foods And Supplements For Inborn Errors Of Metabolism - PKU \$2.26M (20.49 %)

Changes in Therapeutic Group Expenditure



Hormon

Therapeutic Group 2 ranked by latest months cost.

Top 20

<i>Therapeutic Group 1</i>	<i>Therapeutic Group 2</i>	<i>Current Ranking</i>	<i>Ranking Last FYr</i>	Jun 02	Jun 03	Jun 04	Jun 05
Alimentary Tract and Metabolism	Anti-ulcerants	1	1	\$44,108,946	\$52,211,438	\$63,982,221	\$68,639,697
Blood and Blood Forming Organs	Lipid Modifying Agents	2	2	\$40,453,510	\$46,087,379	\$54,966,789	\$60,820,805
Nervous System	Antipsychotics	3	3	\$36,673,284	\$40,883,106	\$45,189,500	\$48,562,844
Cardiovascular System	Agents Affecting the Renin-Angiotensin System	4	4	\$21,357,029	\$23,037,155	\$28,435,235	\$29,115,353
Oncology Agents and Immunosuppressants	Immunosuppressants	5	8	\$16,140,248	\$18,061,107	\$19,694,632	\$27,783,148
Nervous System	Antidepressants	6	5	\$28,054,262	\$32,758,944	\$27,574,084	\$27,323,069
Nervous System	Anti-Epilepsy Drugs	7	6	\$17,497,161	\$19,023,721	\$20,724,500	\$21,393,637
Alimentary Tract and Metabolism	Diabetes	8	9	\$18,585,203	\$18,958,061	\$19,224,912	\$20,600,646
Alimentary Tract and Metabolism	Diabetes Management	9	7	\$18,129,334	\$19,434,808	\$19,814,806	\$19,511,895
Respiratory System and Allergies	Inhaled Beta-adrenoceptor Agonists - Long Acting Inhalers	10	13	\$5,952,999	\$9,993,765	\$14,287,740	\$18,646,611
Cardiovascular System	Beta Adrenoceptor Blockers	11	16	\$7,972,065	\$9,234,806	\$11,530,626	\$17,583,798
Respiratory System and Allergies	Inhaled Corticosteroids - Metered Dose Inhalers	12	12	\$21,905,489	\$20,696,333	\$14,907,651	\$14,550,820
Nervous System	Analgesics	13	11	\$15,566,565	\$16,549,221	\$16,190,180	\$14,164,773
Infections - Agents for Systemic Use	Antibacterials	14	14	\$15,365,037	\$14,558,509	\$13,056,222	\$13,939,594
Cardiovascular System	Calcium Channel Blockers	15	10	\$13,885,554	\$13,777,932	\$16,368,838	\$13,018,712
Nervous System	Antimigraine Preparations	16	15	\$10,500,428	\$11,235,899	\$12,192,861	\$12,419,478
Oncology Agents and Immunosuppressants	Chemotherapeutic Agents	17	17	\$1,129,280	\$5,098,761	\$10,861,954	\$11,323,401
Hormone Preparations - Systemic Excluding Contraceptive Hormones	Trophic Hormones	18	19	\$7,729,180	\$8,490,517	\$9,566,949	\$10,818,437
Hormone Preparations - Systemic Excluding Contraceptive Hormones	Calcium Homeostasis	19	22	\$5,694,185	\$7,708,820	\$8,304,899	\$9,830,498
Blood and Blood Forming Organs	Antianaemics	20	26	\$4,837,817	\$4,133,156	\$6,990,374	\$9,241,397

Between 21 and 40

<i>Therapeutic Group 1</i>	<i>Therapeutic Group 2</i>	<i>Current Ranking</i>	<i>Ranking Last FYr</i>	Jun 02	Jun 03	Jun 04	Jun 05
Infections - Agents for Systemic Use	Antiretrovirals	21	25	\$5,701,308	\$6,432,708	\$7,327,402	\$8,879,885
Sensory Organs	Eye Preparations	22	20	\$6,665,818	\$8,100,040	\$9,400,803	\$8,801,726
Respiratory System and Allergies	Inhaled Beta-adrenoceptor Agonists - Metered Dose Inhalers	23	21	\$7,813,125	\$8,089,210	\$8,366,179	\$8,690,665
Infections - Agents for Systemic Use	Antifungals	24	18	\$7,721,583	\$7,936,490	\$10,215,820	\$8,394,040
Alimentary Tract and Metabolism	Antidiarrhoeals	25	23	\$7,817,930	\$8,197,866	\$8,144,622	\$7,643,255
Genito-Urinary System	Contraceptives - Hormonal	26	24	\$8,582,482	\$8,607,578	\$7,715,345	\$7,435,532
Dermatologicals	Corticosteroids Topical	27	27	\$6,662,428	\$6,728,509	\$6,861,286	\$6,799,117
Oncology Agents and Immunosuppressants	Endocrine Therapy	28	29	\$4,088,416	\$4,448,588	\$5,328,388	\$6,471,509
Special Foods	Oral Supplements/Complete Diet (Nasogastric/Gastrostomy Tube Feed)	29	28	\$5,212,439	\$5,827,317	\$6,318,444	\$6,420,574
Cardiovascular System	Anti-arrythmics	30	30	\$5,135,784	\$5,191,182	\$5,122,470	\$4,967,431
Musculoskeletal System	Anti-inflammatory Non Steroidal Drugs (NSAIDs)	31	31	\$4,773,055	\$4,742,628	\$4,661,301	\$4,616,008
Nervous System	Antiparkinson Agents	32	33	\$4,330,779	\$4,162,538	\$4,281,956	\$4,125,626
Blood and Blood Forming Organs	Antithrombotic Agents	33	35	\$3,953,590	\$4,240,282	\$3,847,770	\$4,091,193
Musculoskeletal System	Antirheumatoid Agents	34	40	\$481,331	\$2,231,281	\$3,006,900	\$3,935,237
Alimentary Tract and Metabolism	Vitamins	35	34	\$4,181,925	\$4,096,163	\$4,198,329	\$3,824,347
Respiratory System and Allergies	Inhaled Beta-adrenoceptor Agonist and Anticholinergic Agents - MDI	36	39	\$2,832,031	\$3,105,953	\$3,355,260	\$3,611,485
Alimentary Tract and Metabolism	Laxatives	37	37	\$3,536,592	\$3,371,430	\$3,544,879	\$3,437,648
Hormone Preparations - Systemic Excluding Contraceptive Hormones	Corticosteroids and Related Agents for Systemic Use	38	41	\$2,413,004	\$2,620,297	\$3,001,551	\$3,145,776
Alimentary Tract and Metabolism	Minerals	39	42	\$2,054,796	\$2,269,609	\$2,913,186	\$3,132,186
Nervous System	Other CNS Agents	40	43	\$2,146,875	\$2,597,335	\$2,713,703	\$3,108,752

Between 41 and 60

<i>Therapeutic Group 1</i>	<i>Therapeutic Group 2</i>	<i>Current Ranking</i>	<i>Ranking Last FYr</i>	Jun 02	Jun 03	Jun 04	Jun 05
Blood and Blood Forming Organs	Fluids and Electrolytes	41	38	\$3,656,380	\$3,482,314	\$3,526,358	\$3,075,136
Respiratory System and Allergies	Inhaled Corticosteroids - Breath Activated Devices	42	36	\$5,907,185	\$4,402,737	\$3,764,185	\$2,940,478
Dermatologicals	Psoriasis and Eczema Preparations	43	45	\$2,391,276	\$2,499,151	\$2,578,039	\$2,586,307
Respiratory System and Allergies	Inhaled Beta-adrenoceptor Agonists - Breath Activated Devices	44	46	\$3,575,853	\$2,942,670	\$2,488,385	\$2,572,942
Cardiovascular System	Diuretics	45	50	\$1,908,636	\$1,965,620	\$2,292,473	\$2,363,839
Special Foods	Foods And Supplements For Inborn Errors Of Metabolism - PKU	46	49	\$1,968,523	\$2,052,283	\$2,367,488	\$2,353,441
Nervous System	Antinausea and Vertigo Agents	47	52	\$2,066,295	\$2,046,024	\$2,019,452	\$2,082,885
Cardiovascular System	Nitrates	48	44	\$2,559,367	\$2,438,807	\$2,644,000	\$2,070,436
Alimentary Tract and Metabolism	Digestives Including Enzymes	49	53	\$1,866,840	\$1,909,876	\$2,014,663	\$2,068,677
Respiratory System and Allergies	Antihistamines	50	51	\$2,350,609	\$1,889,301	\$2,210,648	\$1,945,920
Hormone Preparations - Systemic Excluding Contraceptive Hormones	Hormone Replacement Therapy - Systemic	51	47	\$6,632,638	\$3,833,980	\$2,419,591	\$1,879,544
Cardiovascular System	Smoking Cessation	52	61	\$0	\$378,144	\$1,328,882	\$1,800,392
Respiratory System and Allergies	Respiratory devices	53	54	\$2,140,366	\$1,926,202	\$1,915,544	\$1,783,747
Infections - Agents for Systemic Use	Antivirals	54	56	\$1,191,896	\$1,452,655	\$1,609,029	\$1,650,794
Hormone Preparations - Systemic Excluding Contraceptive Hormones	Sex Hormones Non Contraceptive	55	48	\$3,647,552	\$3,206,583	\$2,368,574	\$1,647,028
Dermatologicals	Anti-acne Preparations	56	32	\$7,704,576	\$5,668,143	\$4,376,531	\$1,622,061
Special Foods	Infant Formulae	57	72	\$560,161	\$692,062	\$991,995	\$1,508,783
Dermatologicals	Emollients and Barrier Creams	58	60	\$1,131,909	\$1,173,556	\$1,341,857	\$1,439,766
Hormone Preparations - Systemic Excluding Contraceptive Hormones	Vasopressin Agonists	59	57	\$1,301,747	\$1,378,721	\$1,424,558	\$1,402,130
Dermatologicals	Antibacterials Topical	60	58	\$1,424,141	\$1,407,665	\$1,360,646	\$1,391,126

Between 61 and 80

<i>Therapeutic Group 1</i>	<i>Therapeutic Group 2</i>	<i>Current Ranking</i>	<i>Ranking Last FYr</i>	Jun 02	Jun 03	Jun 04	Jun 05
Cardiovascular System	Alpha Adrenoceptor Blockers	61	55	\$5,286,165	\$4,546,188	\$1,692,801	\$1,375,381
Respiratory System and Allergies	Inhaled Anticholinergic agents - Metered Dose Inhalers	62	63	\$1,387,937	\$1,309,171	\$1,230,918	\$1,276,574
Musculoskeletal System	Hyperuricaemia and Antigout	63	64	\$587,684	\$924,136	\$1,141,180	\$1,272,005
Genito-Urinary System	Contraceptives - Non-hormonal	64	59	\$1,647,437	\$1,581,557	\$1,356,589	\$1,209,134
Respiratory System and Allergies	Nasal Preparations	65	65	\$1,348,546	\$1,284,372	\$1,121,256	\$1,178,566
Hormone Preparations - Systemic Excluding Contraceptive Hormones	Thyroid and Antithyroid Agents	66	67	\$956,830	\$999,224	\$1,089,213	\$1,165,540
Nervous System	Sedatives and Hypnotics	67	69	\$1,186,149	\$1,092,806	\$1,035,099	\$1,141,964
Infections - Agents for Systemic Use	Urinary Tract Infections	68	70	\$983,894	\$1,014,749	\$1,028,495	\$1,121,603
Alimentary Tract and Metabolism	Metabolic Disorder Agents	69	62	\$1,220,291	\$1,233,476	\$1,281,555	\$1,089,162
Respiratory System and Allergies	Inhaled Beta-adrenoceptor Agonist and Anticholinergic Agents - Nebuliser Soln	70	66	\$1,272,722	\$1,152,717	\$1,101,697	\$1,035,038
Dermatologicals	Antifungals Topical	71	68	\$981,344	\$956,616	\$1,088,204	\$992,558
Hormone Preparations - Systemic Excluding Contraceptive Hormones	Other Endocrine Agents	72	71	\$987,150	\$979,106	\$1,020,314	\$986,781
Hormone Preparations - Systemic Excluding Contraceptive Hormones	Other Progestogen Preparations	73	75	\$492,045	\$581,894	\$760,436	\$898,160
Blood and Blood Forming Organs	Antifibrinolytics, Haemostatics and Local Sclerosants	74	76	\$517,261	\$671,138	\$759,205	\$821,870
Musculoskeletal System	Muscle Relaxants	75	79	\$646,713	\$658,599	\$695,284	\$707,893
Dermatologicals	Scalp Preparations	76	77	\$656,495	\$663,357	\$721,902	\$676,355
Genito-Urinary System	Myometrial and Vaginal Hormone Preparations	77	81	\$503,974	\$565,929	\$655,758	\$675,048
Infections - Agents for Systemic Use	Antituberculotics and Antileprotics	78	78	\$631,002	\$650,766	\$714,177	\$661,881
Genito-Urinary System	Urinary Agents	79	80	\$548,785	\$577,216	\$659,053	\$652,033
Genito-Urinary System	Anti-androgen Oral Contraceptives	80	73	\$1,182,557	\$843,382	\$843,141	\$634,203

Between 81 and 100

<i>Therapeutic Group 1</i>	<i>Therapeutic Group 2</i>	<i>Current Ranking</i>	<i>Ranking Last FYr</i>	Jun 02	Jun 03	Jun 04	Jun 05
Alimentary Tract and Metabolism	Antihaemorrhoidals	81	74	\$757,386	\$628,090	\$777,018	\$622,834
Alimentary Tract and Metabolism	Mouth and Throat	82	82	\$631,714	\$592,662	\$598,381	\$580,457
Cardiovascular System	Centrally Acting Agents	83	85	\$517,329	\$509,598	\$543,161	\$550,680
Sensory Organs	Ear/Eye Preparations	84	83	\$650,146	\$550,080	\$580,926	\$537,885
Infections - Agents for Systemic Use	Antimalarials	85	91	\$344,196	\$373,360	\$435,482	\$478,231
Genito-Urinary System	Pregnancy Tests - HCG Urine	86	92	\$680,498	\$585,364	\$430,558	\$449,115
Alimentary Tract and Metabolism	Antacids and Antiflatulants	87	88	\$525,377	\$470,889	\$480,416	\$445,436
Respiratory System and Allergies	Theophylline Derviatives	88	86	\$588,745	\$528,845	\$506,521	\$431,905
Respiratory System and Allergies	Cystic Fibrosis	89	87	\$558,347	\$557,699	\$499,134	\$429,090
Alimentary Tract and Metabolism	Antispasmodics and Other Agents Altering Gut Motility	90	84	\$773,279	\$606,521	\$569,631	\$407,071
Respiratory System and Allergies	Inhaled Anticholinergic agents - Breath Activated Devices	91					\$379,986
Respiratory System and Allergies	Inhaled Beta-adrenoceptor Agonists - Nebuliser Solutions	92	93	\$457,090	\$410,248	\$385,234	\$370,820
Infections - Agents for Systemic Use	Antitrichomonal Agents	93	94	\$398,380	\$378,621	\$383,630	\$366,347
Dermatologicals	Parasiticial Preparations	94	89	\$416,298	\$458,742	\$461,888	\$350,549
Various	Agents Used in the Treatment of Poisonings	95	96	\$306,968	\$255,384	\$323,780	\$347,118
Respiratory System and Allergies	Inhaled Anticholinergic agents - Nebuliser Solutions	96	95	\$636,838	\$402,376	\$354,601	\$298,748
Nervous System	Anxiolytics	97	97	\$538,098	\$367,041	\$265,659	\$285,195
Dermatologicals	Other Skin Preparations	98	99	\$235,717	\$238,907	\$260,920	\$284,925
Respiratory System and Allergies	Anti-allergy Preparations	99	90	\$546,984	\$574,778	\$458,240	\$275,286
Special Foods	Nutrient Modules	100	102	\$215,238	\$211,193	\$202,745	\$258,196

Between 101 and 120

<i>Therapeutic Group 1</i>	<i>Therapeutic Group 2</i>	<i>Current Ranking</i>	<i>Ranking Last FYr</i>	Jun 02	Jun 03	Jun 04	Jun 05
Respiratory System and Allergies	Nedocromil	101	100	\$409,735	\$307,818	\$259,492	\$223,671
Genito-Urinary System	Gynaecological Anti-infectives	102	101	\$213,480	\$198,003	\$223,509	\$220,732
Special Foods	Gluten Free Foods	103	107	\$157,858	\$157,919	\$151,038	\$180,531
Dermatologicals	Wart and Corn Preparations	104	104	\$165,246	\$173,604	\$174,373	\$171,968
Respiratory System and Allergies	Beta-adrenoceptor Agonists - Long Acting Tablets	105	98	\$430,941	\$338,704	\$261,505	\$152,411
Respiratory System and Allergies	Sodium Cromoglycate	106	103	\$334,492	\$241,026	\$188,583	\$148,111
Dermatologicals	Antipruritic Preparations	107	105	\$154,614	\$157,254	\$163,048	\$146,506
Sensory Organs	Ear Preparations	108	109	\$199,978	\$190,143	\$108,769	\$119,239
Extemporaneously Compounded Preparations & Galenicals	Extemporaneously Compounded Preparations & Galenicals	109	108	\$194,513	\$155,819	\$115,677	\$111,983
Hormone Preparations - Systemic Excluding Contraceptive Hormones	Other Oestrogen Preparations	110	106	\$243,775	\$183,210	\$151,458	\$105,804
Musculoskeletal System	Anticholinesterases	111	110	\$98,452	\$103,136	\$101,098	\$102,865
Cardiovascular System	Anti-Hypotensive Agents	112	113	\$62,973	\$74,208	\$78,154	\$87,007
Cardiovascular System	Sympathomimetics	113	111	\$83,061	\$70,014	\$81,255	\$86,397
Respiratory System and Allergies	Beta-adrenoceptor Agonists - Oral Liquids	114	112	\$131,752	\$96,288	\$78,595	\$64,552
Dermatologicals	Disinfecting and Cleansing Agents	115	116	\$55,749	\$58,691	\$66,989	\$61,077
Special Foods	Oral Supplements	116	114	\$81,039	\$81,647	\$74,540	\$54,563
Special Foods	Foods And Supplements For Inborn Errors Of Metabolism - Other	117	115	\$44,340	\$88,934	\$69,246	\$53,420
Dermatologicals	Minor Skin Infections	118	117	\$39,700	\$46,825	\$47,224	\$49,021
Cardiovascular System	Vasodilators	119	118	\$65,877	\$58,589	\$46,815	\$41,844
Nervous System	Anaesthetics	120	119	\$37,993	\$39,088	\$43,073	\$40,487

Greater than 120

<i>Therapeutic Group 1</i>	<i>Therapeutic Group 2</i>	<i>Current Ranking</i>	<i>Ranking Last FYr</i>	Jun 02	Jun 03	Jun 04	Jun 05
Special Foods	Food Thickeners	121	120	\$42,093	\$40,111	\$32,272	\$32,618
Genito-Urinary System	Impotence Treatment	122	122	\$26,781	\$31,277	\$20,808	\$17,558
Infections - Agents for Systemic Use	Anthelmintics	123	123	\$21,218	\$19,376	\$16,993	\$16,308
Hormone Preparations - Systemic Excluding Contraceptive Hormones	Anabolic Agents	124	121	\$25,231	\$24,342	\$23,518	\$14,783
Respiratory System and Allergies	Beta-adrenoceptor Agonists - Injection	125	126	\$13,114	\$9,808	\$6,181	\$8,688
Special Foods	Multivitamin Supplements For Inborn Errors Of Metabolism	126	124	\$11,548	\$7,108	\$7,196	\$7,560
Respiratory System and Allergies	Inhaled Corticosteroids - Nebuliser Solution	127	127	\$4,464	\$2,563	\$3,968	\$5,828
Dermatologicals	Dusting Powders	128	128	\$5,345	\$4,392	\$3,738	\$3,643
Dermatologicals	Sunscreens	129	129	\$6,576	\$5,177	\$3,158	\$2,736
Musculoskeletal System	Enzymes	130	130	\$1,301	\$1,118	\$1,713	\$2,070
Various	Detection of Substances in Urine	131	131	\$2,082	\$1,727	\$1,538	\$1,685
Dermatologicals	Antivirals Topical	132	132		\$84	\$105	\$143
Respiratory System and Allergies	Cough Preparations	133	135	\$207,873	\$35,219	\$0	\$0