

Drug cost by Therapeutic Group (excluding compounds)

Year Ending	Jun 99	Jun 00	Jun 01	Jun 02	Jun 03
Alimentary Tract and Metabolism	\$82,188,739	\$91,683,115	\$100,577,446	\$104,589,808	\$114,379,234
Blood and Blood Forming Organs	\$32,581,733	\$47,161,709	\$57,280,122	\$53,921,283	\$59,110,616
Cardiovascular System	\$82,697,631	\$74,505,439	\$68,666,929	\$58,755,364	\$61,185,573
Dermatologicals	\$25,439,897	\$22,255,908	\$21,372,472	\$21,774,163	\$19,967,574
Genito-Urinary System	\$15,422,448	\$13,863,190	\$13,656,401	\$13,405,975	\$13,005,991
Hormone Preparations - Systemic excluding Contraceptive Hormone	\$23,504,831	\$26,029,317	\$28,100,665	\$29,677,090	\$29,543,976
Infections - Agents for Systemic Use	\$43,783,342	\$39,313,031	\$33,910,214	\$32,358,513	\$32,784,011
Musculo-Skeletal System	\$14,169,797	\$12,019,454	\$7,906,216	\$7,048,710	\$9,108,540
Nervous System	\$89,457,456	\$101,180,674	\$105,177,878	\$117,698,356	\$129,649,839
Oncology Agents and Immunosuppressants	\$17,321,696	\$16,513,623	\$20,437,934	\$21,576,563	\$27,771,971
Respiratory System and Allergies	\$74,727,067	\$68,774,951	\$62,319,707	\$60,881,626	\$60,320,498
Sensory Organs	\$6,652,279	\$6,595,275	\$7,037,974	\$7,520,110	\$8,838,111
Special Foods	\$6,703,868	\$6,473,013	\$7,645,326	\$8,408,966	\$9,117,426
	\$514,650,783	\$526,368,701	\$534,089,284	\$537,616,529	\$574,783,359

Alimentary Tract and Metabolism

Year Ending	Jun 99	Jun 00	Jun 01	Jun 02	Jun 03
Antidiarrhoeals	\$7,442,115	\$7,557,108	\$8,432,768	\$8,717,462	\$9,186,469
Anti-ulcerants	\$29,018,532	\$36,076,274	\$42,726,469	\$44,108,946	\$52,189,513
Diabetes	\$17,206,848	\$18,021,780	\$17,118,611	\$18,585,203	\$18,951,091
Diabetes Management	\$12,641,985	\$13,990,631	\$16,154,033	\$18,129,334	\$19,428,831
Vitamins	\$3,633,302	\$3,949,351	\$4,117,224	\$4,058,984	\$3,957,211
Remainder	\$12,245,957	\$12,087,971	\$12,028,341	\$10,989,879	\$10,666,118
	\$82,188,739	\$91,683,115	\$100,577,446	\$104,589,808	\$114,379,234

Blood and Blood Forming Organs

Year Ending	Jun 99	Jun 00	Jun 01	Jun 02	Jun 03
Antianaemics	\$3,023,991	\$4,014,170	\$4,909,611	\$5,340,542	\$4,668,532
Antifibrinolytics, Haemostatics and Local Sclerosants	\$330,330	\$431,653	\$526,551	\$517,261	\$670,742
Antithrombotic Agents	\$2,729,422	\$3,007,944	\$3,483,620	\$3,953,590	\$4,237,763
Fluids and Electrolytes	\$2,845,152	\$2,500,676	\$3,587,529	\$3,656,380	\$3,461,444
Lipid Modifying Agents	\$23,652,838	\$37,207,267	\$44,772,810	\$40,453,510	\$46,072,135
	\$32,581,733	\$47,161,709	\$57,280,122	\$53,921,283	\$59,110,616

Cardiovascular System

Year Ending	Jun 99	Jun 00	Jun 01	Jun 02	Jun 03
Agents affecting the Renin-Angiotensin system	\$26,730,102	\$27,199,511	\$27,224,336	\$21,357,029	\$23,027,544
Alpha Adrenoceptor Blockers	\$6,675,545	\$7,805,725	\$7,712,053	\$5,266,183	\$4,526,811
Anti-arrythmics	\$4,444,592	\$4,771,456	\$4,973,598	\$5,135,784	\$5,189,526
Beta Adrenoceptor Blockers	\$11,713,497	\$8,955,033	\$7,987,020	\$7,972,065	\$9,231,486
Calcium Channel Blockers	\$24,902,091	\$17,545,583	\$15,582,894	\$13,885,554	\$13,770,652
Remainder	\$8,231,805	\$8,228,131	\$5,187,029	\$5,138,748	\$5,439,555
	\$82,697,631	\$74,505,439	\$68,666,929	\$58,755,364	\$61,185,573

Dermatologicals

Year Ending	Jun 99	Jun 00	Jun 01	Jun 02	Jun 03
Anti-acne Preparations	\$8,843,867	\$6,876,300	\$7,220,981	\$7,704,576	\$5,662,052
Antibacterials Topical	\$1,385,514	\$1,429,903	\$1,406,952	\$1,424,141	\$1,407,247
Corticosteroids Topical	\$8,004,686	\$7,925,893	\$6,848,399	\$6,662,428	\$6,725,600
Emollients and Barrier Creams	\$1,353,433	\$1,107,005	\$997,180	\$1,098,052	\$1,151,786
Psoriasis and Eczema Preparations	\$2,639,870	\$2,404,635	\$2,397,923	\$2,390,677	\$2,496,467
Remainder	\$3,212,527	\$2,512,171	\$2,501,036	\$2,494,290	\$2,524,421
	\$25,439,897	\$22,255,908	\$21,372,472	\$21,774,163	\$19,967,574

Genito-Urinary System

Year Ending	Jun 99	Jun 00	Jun 01	Jun 02	Jun 03
Anti-androgen oral contraceptives	\$893,187	\$1,144,799	\$1,311,390	\$1,182,557	\$842,906
Contraceptives - hormonal	\$9,323,846	\$8,173,267	\$7,998,076	\$7,752,103	\$7,632,316
Contraceptives - hormonal, Non-interchangeable	\$184,511	\$628,478	\$730,349	\$830,379	\$972,008
Contraceptives - non-hormonal	\$1,973,527	\$1,922,121	\$1,867,133	\$1,647,437	\$1,581,101
Urinary Agents	\$1,087,673	\$575,697	\$559,876	\$568,767	\$595,605
Remainder	\$1,959,704	\$1,418,828	\$1,189,577	\$1,424,733	\$1,382,054
	\$15,422,448	\$13,863,190	\$13,656,401	\$13,405,975	\$13,005,991

**Hormone Preparations - Systemic excluding
Contraceptive Hormones**

Year Ending	Jun 99	Jun 00	Jun 01	Jun 02	Jun 03
Calcium Homeostasis	\$1,716,406	\$2,730,232	\$4,108,534	\$5,694,185	\$7,699,420
Corticosteroids and Related Agents for Systemic Use	\$1,824,402	\$2,015,829	\$1,598,342	\$1,966,757	\$2,181,106
Hormone Replacement Therapy - Systemic	\$6,975,272	\$7,119,827	\$6,917,491	\$6,632,638	\$3,832,992
Sex Hormones Non Contraceptive	\$3,640,617	\$3,947,910	\$4,306,589	\$3,647,552	\$3,203,770
Trophic Hormones	\$5,549,697	\$6,550,700	\$7,186,365	\$7,729,180	\$8,481,922
Remainder	\$3,798,436	\$3,664,819	\$3,983,344	\$4,006,778	\$4,144,767
	\$23,504,831	\$26,029,317	\$28,100,665	\$29,677,090	\$29,543,976

Infections - Agents for Systemic Use

	Year Ending	Jun 99	Jun 00	Jun 01	Jun 02	Jun 03
Antibacterials		\$28,253,286	\$23,109,218	\$16,234,941	\$15,365,037	\$14,549,217
Antifungals		\$5,168,367	\$6,160,795	\$7,507,448	\$7,721,583	\$7,930,060
Antiretrovirals		\$3,522,621	\$4,615,898	\$5,254,701	\$5,701,308	\$6,418,012
Antivirals		\$4,167,261	\$3,008,579	\$2,517,091	\$1,191,896	\$1,451,877
Urinary Tract Infections		\$1,060,316	\$957,792	\$958,441	\$983,894	\$1,014,316
Remainder		\$1,611,490	\$1,460,748	\$1,437,592	\$1,394,795	\$1,420,528
		\$43,783,342	\$39,313,031	\$33,910,214	\$32,358,513	\$32,784,011

Musculo-Skeletal System

Year Ending	Jun 99	Jun 00	Jun 01	Jun 02	Jun 03
Anti-inflammatory Non Steroidal Drugs (NSAIDs)	\$9,429,039	\$7,274,592	\$5,453,347	\$4,773,055	\$4,740,915
Antirheumatoid Agents	\$336,367	\$305,005	\$297,200	\$481,331	\$2,230,313
Corticosteroids - Injectables	\$768,070	\$746,242	\$663,845	\$460,175	\$451,070
Hyperuricaemia and Antigout	\$1,432,372	\$1,459,483	\$727,134	\$587,684	\$923,801
Muscle Relaxants	\$2,089,242	\$2,117,416	\$656,488	\$646,713	\$658,222
Remainder	\$114,708	\$116,716	\$108,202	\$99,753	\$104,220
	\$14,169,797	\$12,019,454	\$7,906,216	\$7,048,710	\$9,108,540

Nervous System

	Year Ending	Jun 99	Jun 00	Jun 01	Jun 02	Jun 03
Analgesics		\$13,729,099	\$13,454,449	\$13,671,299	\$14,667,033	\$15,547,437
Antidepressants		\$31,868,040	\$28,603,225	\$24,992,295	\$28,054,262	\$32,740,982
Anti-Epilepsy Drugs		\$13,743,535	\$15,171,503	\$15,977,119	\$17,497,161	\$19,009,181
Antimigraine Preparations		\$7,306,986	\$8,258,004	\$9,629,670	\$10,500,428	\$11,229,678
Antipsychotics		\$10,515,006	\$23,906,733	\$30,144,865	\$36,673,284	\$40,821,937
Remainder		\$12,294,790	\$11,786,759	\$10,762,630	\$10,306,189	\$10,300,625
		\$89,457,456	\$101,180,674	\$105,177,878	\$117,698,356	\$129,649,839

Oncology Agents and Immunosuppressants

Year Ending	Jun 99	Jun 00	Jun 01	Jun 02	Jun 03
Chemotherapeutic Agents	\$1,169,890	\$1,212,941	\$1,341,277	\$1,347,899	\$5,326,454
Endocrine Therapy	\$4,459,797	\$3,332,458	\$3,405,691	\$4,088,416	\$4,424,720
Immunosuppressants	\$11,692,010	\$11,968,224	\$15,690,966	\$16,140,248	\$18,020,797
	\$17,321,696	\$16,513,623	\$20,437,934	\$21,576,563	\$27,771,971

Respiratory System and Allergies

Year Ending	Jun 99	Jun 00	Jun 01	Jun 02	Jun 03
Inhaled beta-adrenoceptor agonist and anticholinergic agents - mdi	\$1,746,411	\$2,171,127	\$2,533,667	\$2,832,031	\$3,104,551
Inhaled beta-adrenoceptor agonists - long acting inhalers	\$2,613,794	\$3,344,915	\$4,209,326	\$5,952,999	\$9,987,468
Inhaled beta-adrenoceptor agonists - metered dose inhalers	\$4,592,312	\$4,670,665	\$4,659,012	\$7,813,125	\$8,086,529
Inhaled corticosteroids - breath activated devices	\$15,255,228	\$15,584,787	\$14,164,229	\$5,907,185	\$4,401,188
Inhaled corticosteroids - metered dose inhalers	\$24,946,646	\$19,706,977	\$18,695,585	\$21,905,489	\$20,689,721
Remainder	\$25,572,677	\$23,296,479	\$18,057,889	\$16,470,798	\$14,051,041
	\$74,727,067	\$68,774,951	\$62,319,707	\$60,881,626	\$60,320,498

Sensory Organs

Year Ending	Jun 99	Jun 00	Jun 01	Jun 02	Jun 03
Ear/Eye Preparations	\$719,931	\$691,957	\$664,340	\$650,146	\$549,924
Ear Preparations	\$220,261	\$205,527	\$198,307	\$199,978	\$190,095
Eye Preparations	\$5,712,088	\$5,697,791	\$6,175,327	\$6,669,986	\$8,098,092
	\$6,652,279	\$6,595,275	\$7,037,974	\$7,520,110	\$8,838,111

Special Foods

Year Ending	Jun 99	Jun 00	Jun 01	Jun 02	Jun 03
Foods used for PKU and other inborn errors of metabolism	\$1,334,726	\$1,749,790	\$1,834,835	\$2,017,362	\$2,122,395
Gluten Free Foods	\$691,526	\$144,023	\$140,442	\$157,858	\$156,643
Infant Formulae	\$379,749	\$450,068	\$544,210	\$560,161	\$687,415
Nutrient Modules	\$1,121,612	\$220,890	\$214,973	\$215,238	\$209,801
Oral Supplements/Complete Diet (nasogastric/ gastronomy tube feed)	\$3,091,155	\$3,809,143	\$4,779,823	\$5,310,011	\$5,794,190
Remainder	\$85,101	\$99,100	\$131,042	\$148,337	\$146,983
	\$6,703,868	\$6,473,013	\$7,645,326	\$8,408,966	\$9,117,426

Prescriptions by Therapeutic Group (excluding compounds)

Year Ending	Jun 99	Jun 00	Jun 01	Jun 02	Jun 03
Alimentary Tract and Metabolism	2,510,504	2,536,663	2,656,206	2,772,452	2,924,000
Blood and Blood Forming Organs	1,173,093	1,251,156	1,332,410	1,455,913	1,691,063
Cardiovascular System	3,004,202	3,039,281	3,121,785	3,225,414	3,394,887
Dermatologicals	1,703,555	1,638,079	1,509,774	1,602,452	1,644,063
Genito-Urinary System	955,463	894,448	896,701	897,668	863,143
Hormone Preparations - Systemic excluding Contraceptive Hormone	997,623	1,007,788	1,051,791	1,089,784	975,870
Infections - Agents for Systemic Use	3,581,778	3,284,619	2,945,043	2,962,990	2,861,981
Musculo-Skeletal System	1,151,220	1,068,025	982,729	966,324	968,583
Nervous System	3,822,008	3,868,266	3,948,108	4,117,965	4,238,357
Oncology Agents and Immunosuppressants	89,973	94,505	100,208	106,519	110,342
Respiratory System and Allergies	2,401,377	2,437,084	2,283,152	2,332,890	2,209,006
Sensory Organs	634,822	613,996	607,690	612,113	601,806
Special Foods	43,673	42,526	41,134	47,636	36,955
	22,069,291	21,776,436	21,476,731	22,190,120	22,520,056

Alimentary Tract and Metabolism

Year Ending	Jun 99	Jun 00	Jun 01	Jun 02	Jun 03
Antidiarrhoeals	150,398	155,723	170,371	182,367	190,173
Anti-ulcerants	641,628	667,935	724,781	807,689	901,049
Diabetes	380,865	403,874	413,230	444,120	472,432
Diabetes Management	174,161	184,611	201,209	218,339	227,455
Vitamins	179,022	193,495	215,580	238,428	267,339
Remainder	984,430	931,025	931,035	881,509	865,552
	2,510,504	2,536,663	2,656,206	2,772,452	2,924,000

Blood and Blood Forming Organs

Year Ending	Jun 99	Jun 00	Jun 01	Jun 02	Jun 03
Antianaemics	203,349	195,364	194,569	211,568	235,531
Antifibrinolytics, Haemostatics and Local Sclerosants	6,418	7,951	9,953	15,356	21,778
Antithrombotic Agents	510,459	506,179	498,544	497,575	495,925
Fluids and Electrolytes	172,606	168,276	165,488	170,611	175,254
Lipid Modifying Agents	280,261	373,386	463,856	560,803	762,575
	1,173,093	1,251,156	1,332,410	1,455,913	1,691,063

Cardiovascular System

Year Ending	Jun 99	Jun 00	Jun 01	Jun 02	Jun 03
Agents affecting the Renin-Angiotensin system	764,558	778,917	840,299	889,578	959,048
Alpha Adrenoceptor Blockers	147,383	163,182	169,173	163,939	166,403
Anti-arrythmics	181,256	170,551	162,998	156,210	150,474
Beta Adrenoceptor Blockers	529,467	547,322	574,955	619,761	669,418
Calcium Channel Blockers	448,632	454,216	469,411	490,395	533,617
Remainder	932,906	925,093	904,949	905,531	915,927
	3,004,202	3,039,281	3,121,785	3,225,414	3,394,887

Dermatologicals

Year Ending	Jun 99	Jun 00	Jun 01	Jun 02	Jun 03
Anti-acne Preparations	26,244	27,746	29,556	29,804	24,186
Antibacterials Topical	189,261	198,524	199,069	204,894	202,412
Corticosteroids Topical	777,413	769,802	715,143	752,717	777,369
Emollients and Barrier Creams	247,507	245,131	217,529	249,157	273,134
Psoriasis and Eczema Preparations	112,889	99,693	70,957	88,681	92,835
Remainder	350,241	297,183	277,520	277,199	274,127
	1,703,555	1,638,079	1,509,774	1,602,452	1,644,063

Genito-Urinary System

Year Ending	Jun 99	Jun 00	Jun 01	Jun 02	Jun 03
Anti-androgen oral contraceptives	55,822	64,840	70,094	78,846	54,769
Contraceptives - hormonal	561,919	489,603	484,359	472,484	455,429
Contraceptives - hormonal, Non-interchangeable	15,509	43,318	49,043	55,740	63,292
Contraceptives - non-hormonal	109,479	109,461	112,144	110,809	110,435
Urinary Agents	74,756	68,841	66,094	66,612	68,319
Remainder	137,978	118,385	114,967	113,177	110,899
	955,463	894,448	896,701	897,668	863,143

**Hormone Preparations - Systemic excluding
Contraceptive Hormones**

Year Ending	Jun 99	Jun 00	Jun 01	Jun 02	Jun 03
Calcium Homeostasis	25,281	39,577	58,889	79,184	104,077
Corticosteroids and Related Agents for Systemic Use	330,233	331,689	335,662	363,636	364,409
Hormone Replacement Therapy - Systemic	390,871	388,523	393,617	376,072	234,183
Sex Hormones Non Contraceptive	12,202	13,181	14,342	14,670	14,327
Trophic Hormones	3,126	4,170	5,087	6,124	6,968
Remainder	235,910	230,648	244,194	250,098	251,906
	997,623	1,007,788	1,051,791	1,089,784	975,870

Infections - Agents for Systemic Use

Year Ending	Jun 99	Jun 00	Jun 01	Jun 02	Jun 03
Antibacterials	3,276,799	2,982,305	2,625,948	2,641,329	2,537,376
Antifungals	45,344	49,955	56,201	58,110	58,539
Antiretrovirals	3,515	3,973	4,451	4,862	5,208
Antivirals	39,782	43,321	44,278	39,521	42,411
Urinary Tract Infections	110,842	113,015	122,333	129,507	129,994
Remainder	105,496	92,050	91,832	89,661	88,453
	3,581,778	3,284,619	2,945,043	2,962,990	2,861,981

Musculo-Skeletal System

Year Ending	Jun 99	Jun 00	Jun 01	Jun 02	Jun 03
Anti-inflammatory Non Steroidal Drugs (NSAIDs)	843,804	767,538	721,101	709,774	701,751
Antirheumatoid Agents	2,788	2,559	2,352	2,707	5,370
Corticosteroids - Injectables	21,507	20,497	18,891	15,992	15,543
Hyperuricaemia and Antigout	176,167	176,958	150,267	149,240	159,066
Muscle Relaxants	105,219	98,769	88,492	87,203	85,456
Remainder	1,735	1,704	1,626	1,408	1,397
	1,151,220	1,068,025	982,729	966,324	968,583

Nervous System

Year Ending	Jun 99	Jun 00	Jun 01	Jun 02	Jun 03
Analgesics	1,603,250	1,622,669	1,655,166	1,741,963	1,773,657
Antidepressants	614,832	639,797	671,951	701,630	752,544
Anti-Epilepsy Drugs	270,916	271,974	277,691	286,046	291,558
Antimigraine Preparations	101,960	102,667	104,359	105,065	103,427
Antipsychotics	224,891	250,400	252,411	256,780	269,855
Remainder	1,006,159	980,759	986,530	1,026,481	1,047,316
	3,822,008	3,868,266	3,948,108	4,117,965	4,238,357

Oncology Agents and Immunosuppressants

Year Ending	Jun 99	Jun 00	Jun 01	Jun 02	Jun 03
Chemotherapeutic Agents	35,283	37,647	41,267	45,793	48,447
Endocrine Therapy	32,751	32,822	32,993	33,142	32,520
Immunosuppressants	21,939	24,036	25,948	27,584	29,375
	89,973	94,505	100,208	106,519	110,342

Respiratory System and Allergies

Year Ending	Jun 99	Jun 00	Jun 01	Jun 02	Jun 03
Inhaled beta-adrenoceptor agonist and anticholinergic agents - mdi	58,391	74,274	84,627	92,356	98,220
Inhaled beta-adrenoceptor agonists - long acting inhalers	28,001	34,194	44,212	74,452	103,070
Inhaled beta-adrenoceptor agonists - metered dose inhalers	505,884	511,962	503,351	559,337	566,873
Inhaled corticosteroids - breath activated devices	179,075	184,108	176,299	134,674	108,588
Inhaled corticosteroids - metered dose inhalers	414,616	420,490	428,672	472,894	479,542
Remainder	1,215,410	1,212,056	1,045,991	999,177	852,713
	2,401,377	2,437,084	2,283,152	2,332,890	2,209,006

Sensory Organs

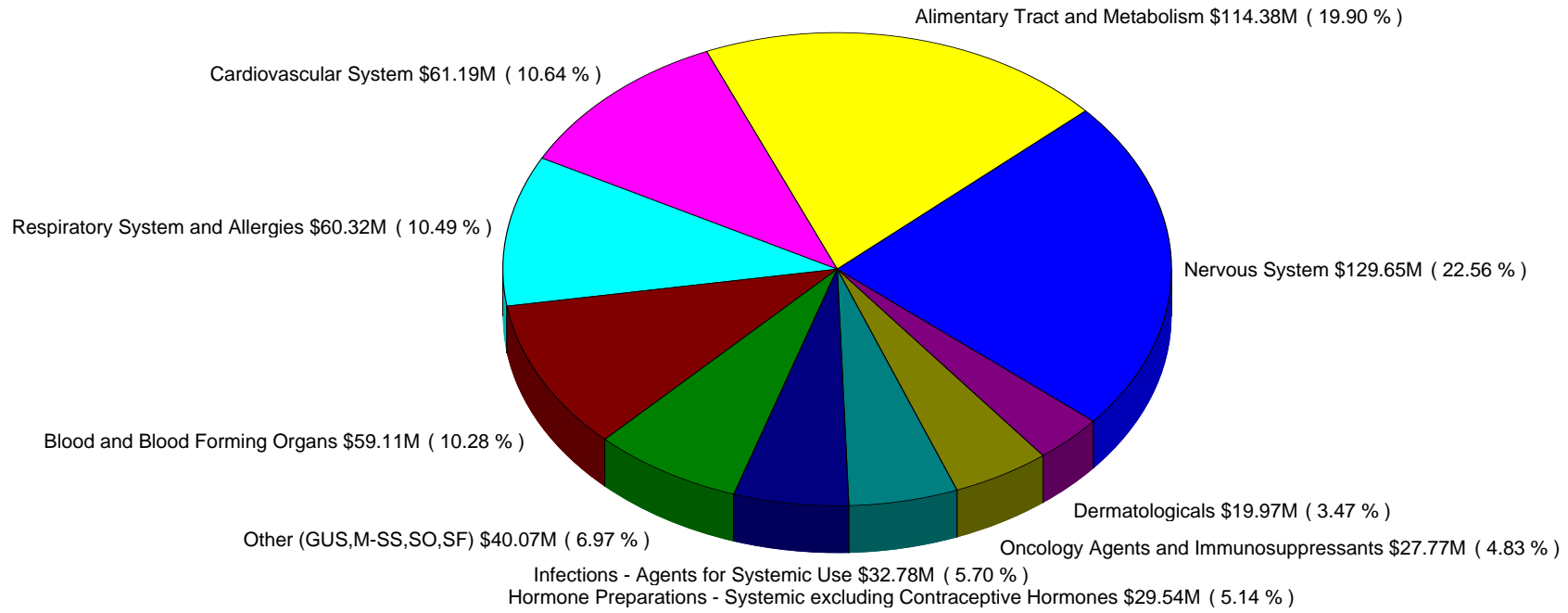
Year Ending	Jun 99	Jun 00	Jun 01	Jun 02	Jun 03
Ear/Eye Preparations	135,884	129,767	124,858	122,700	106,994
Ear Preparations	34,526	32,675	31,639	31,313	30,291
Eye Preparations	464,412	451,554	451,193	458,100	464,521
	634,822	613,996	607,690	612,113	601,806

Special Foods

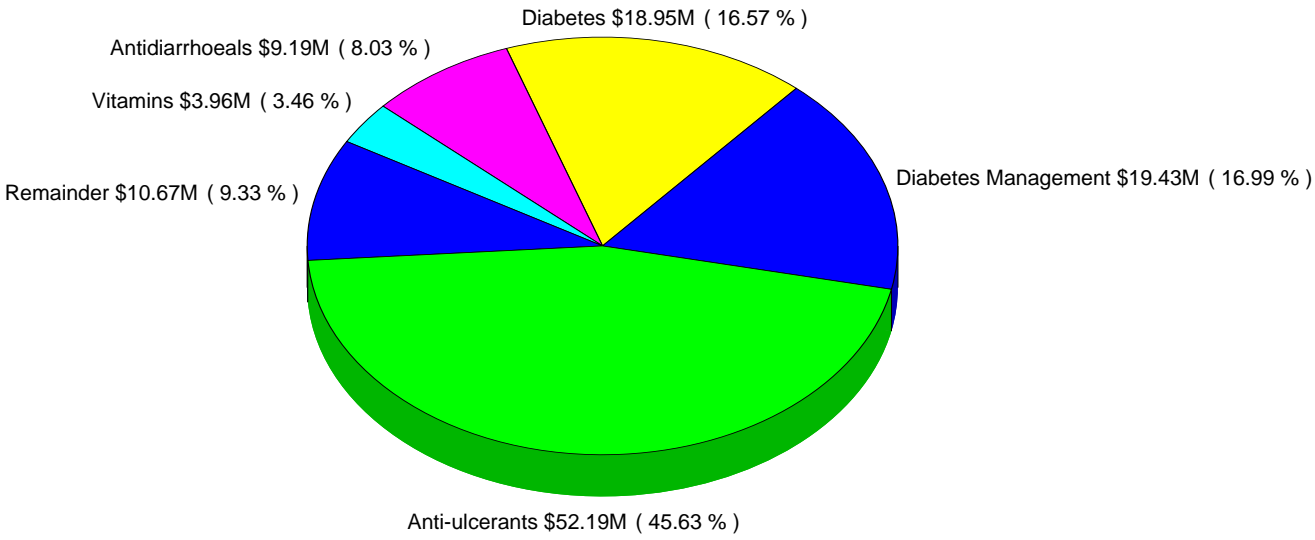
Year Ending	Jun 99	Jun 00	Jun 01	Jun 02	Jun 03
Foods used for PKU and other inborn errors of metabolism	736	794	1,011	1,226	720
Gluten Free Foods	7,162	5,044	4,359	4,913	4,326
Infant Formulae	2,613	2,152	2,103	4,548	1,788
Nutrient Modules	7,871	2,017	1,458	1,542	1,113
Oral Supplements/Complete Diet (nasogastric/ gastronomy tube feed)	24,421	31,365	30,844	33,116	27,630
Remainder	870	1,154	1,359	2,291	1,378
	43,673	42,526	41,134	47,636	36,955

Investment by Therapeutic Groups

\$574,783,359 for the year ending Jun 03

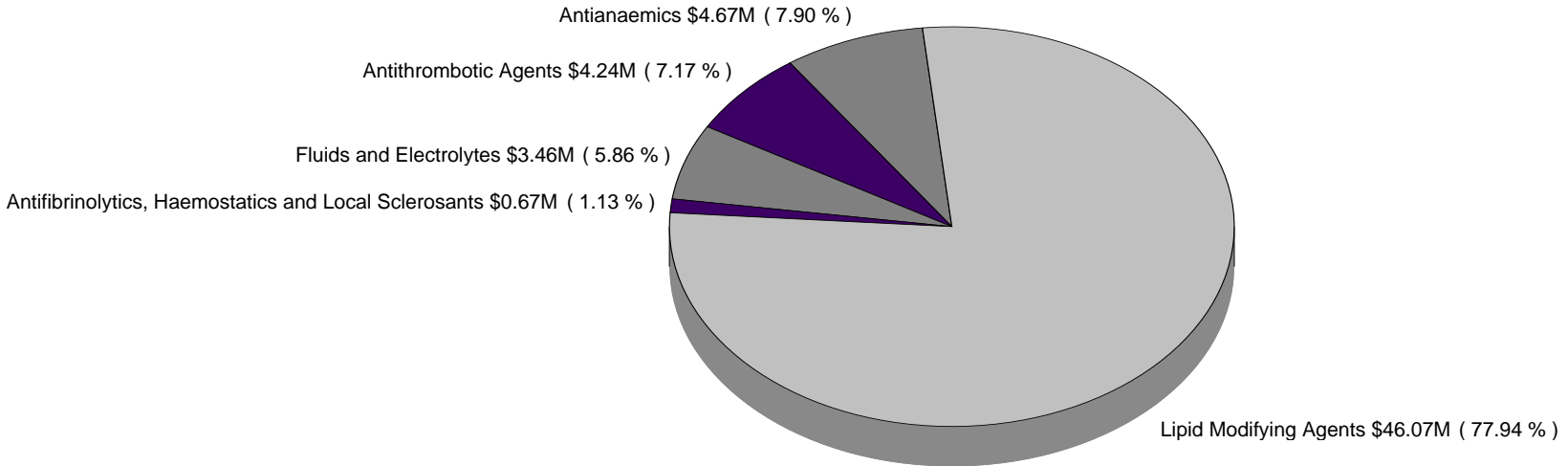


Alimentary Tract and Metabolism \$114,379,234 for the year ending Jun 03



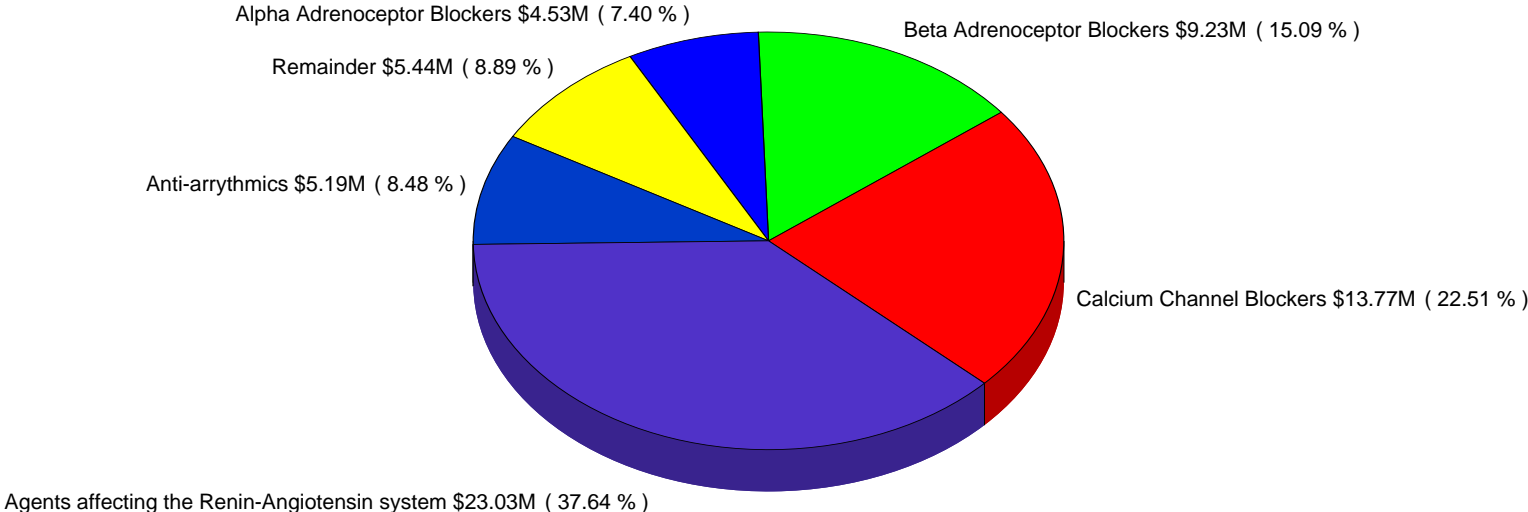
Blood and Blood Forming Organs

\$59,110,616 for the year ending Jun 03



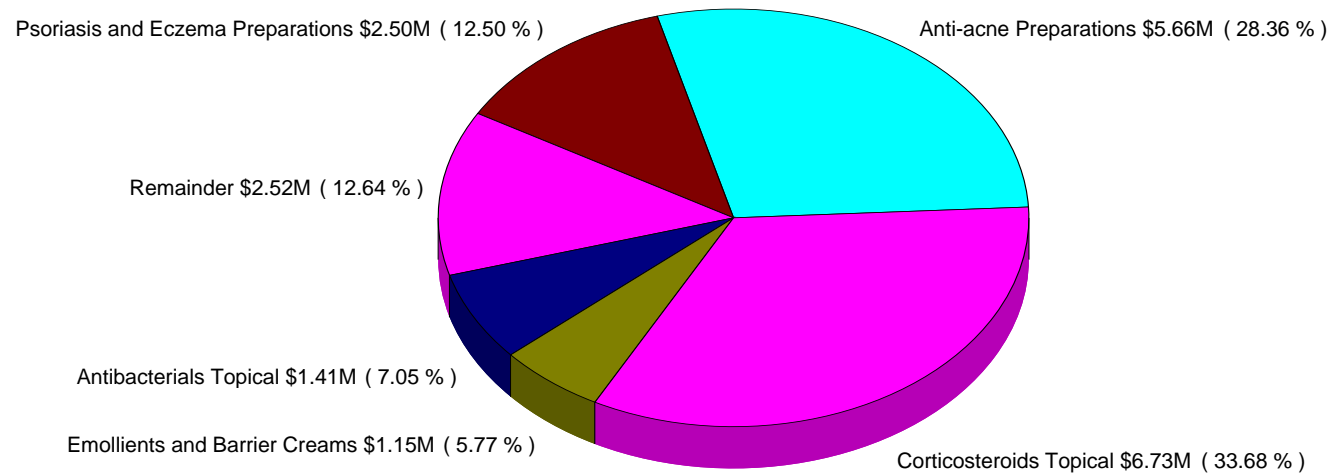
Cardiovascular System

\$61,185,573 for the year ending Jun 03



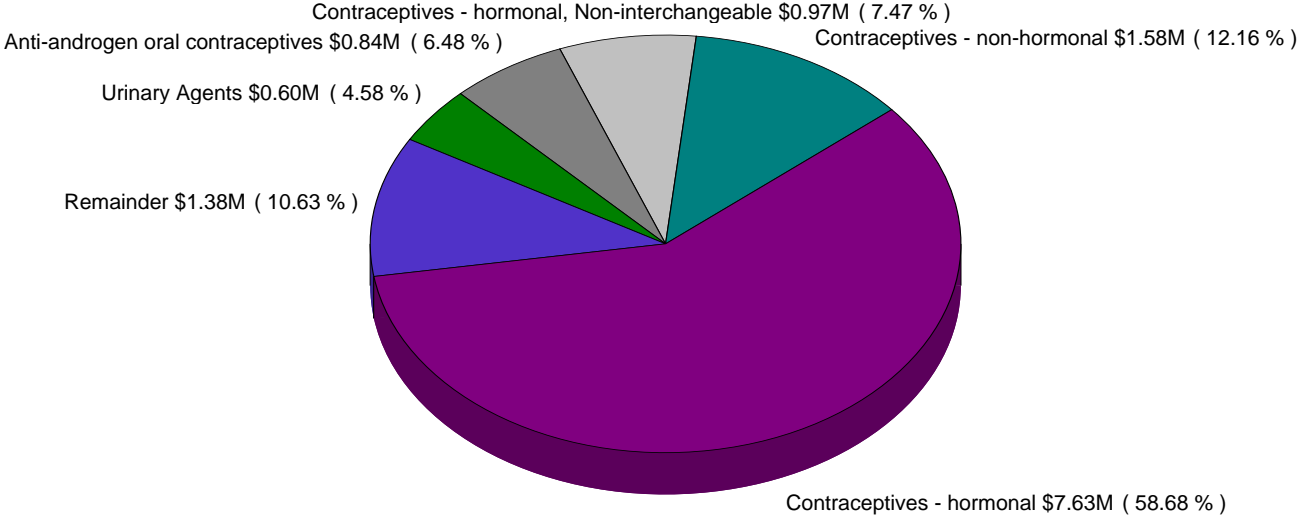
Dermatologicals

\$19,967,574 for the year ending Jun 03



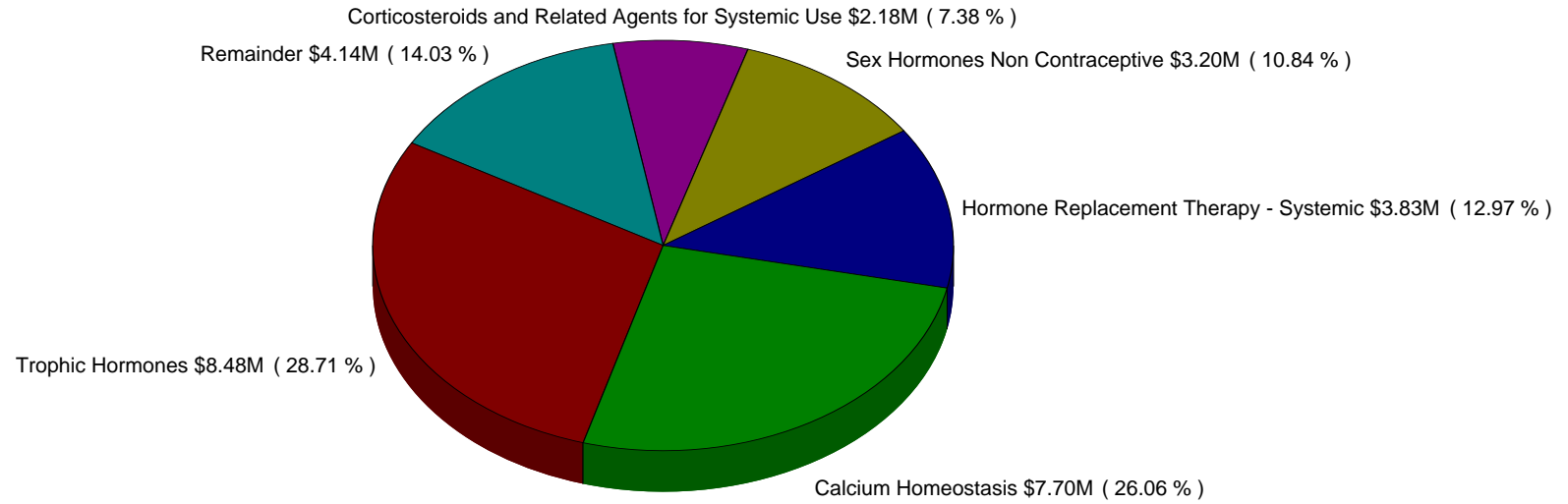
Genito-Urinary System

\$13,005,991 for the year ending Jun 03



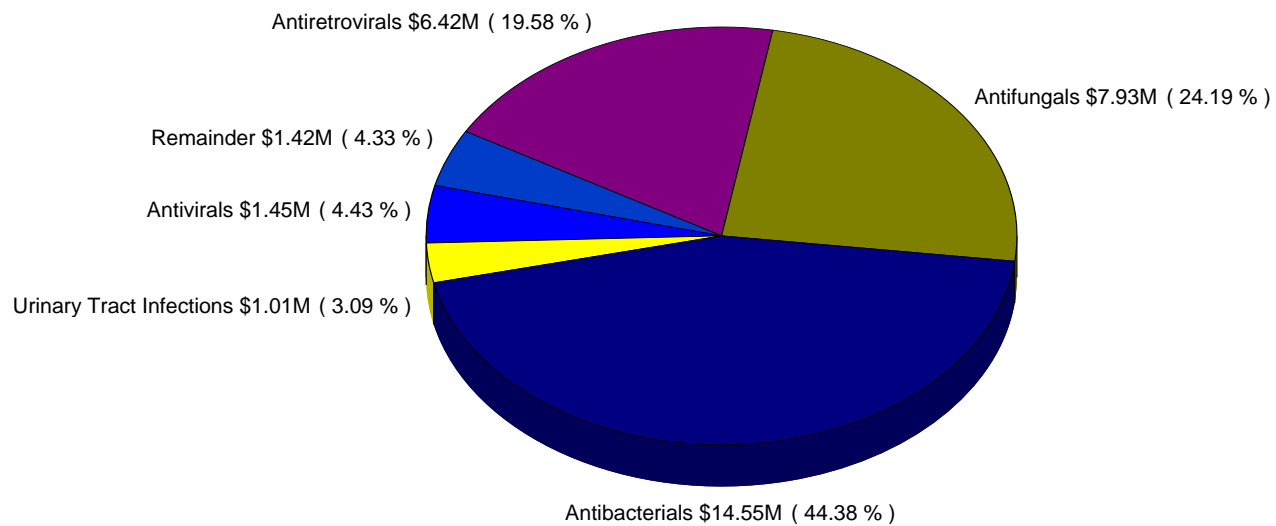
**Hormone Preparations - Systemic
excluding Contraceptive Hormones**

\$29,543,976 for the year ending Jun 03



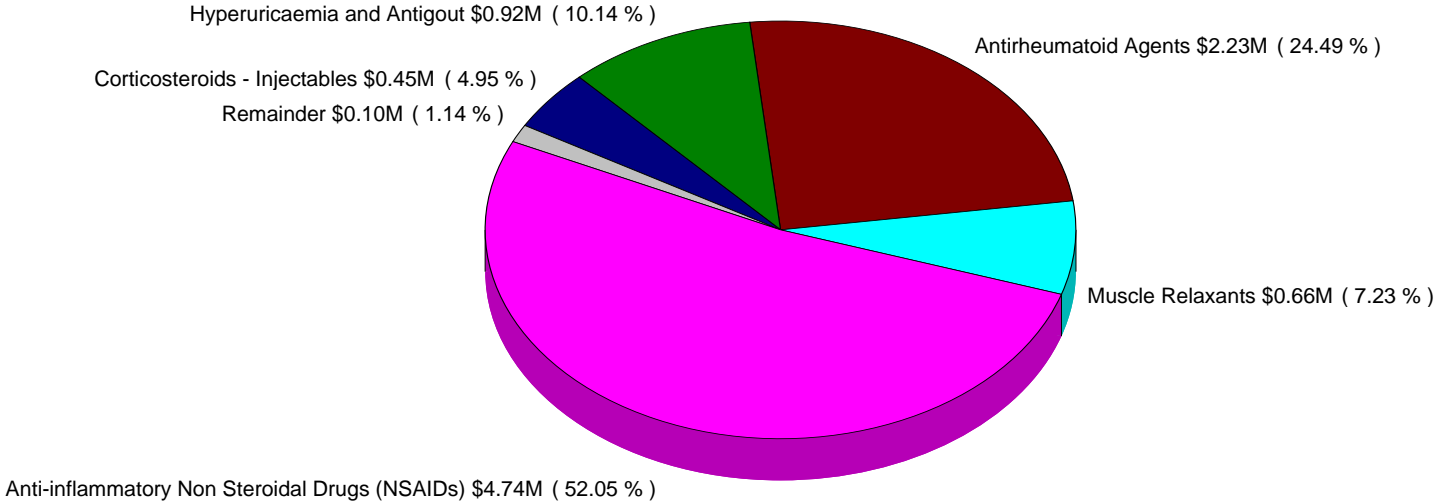
Infections - Agents for Systemic Use

\$32,784,011 for the year ending Jun 03



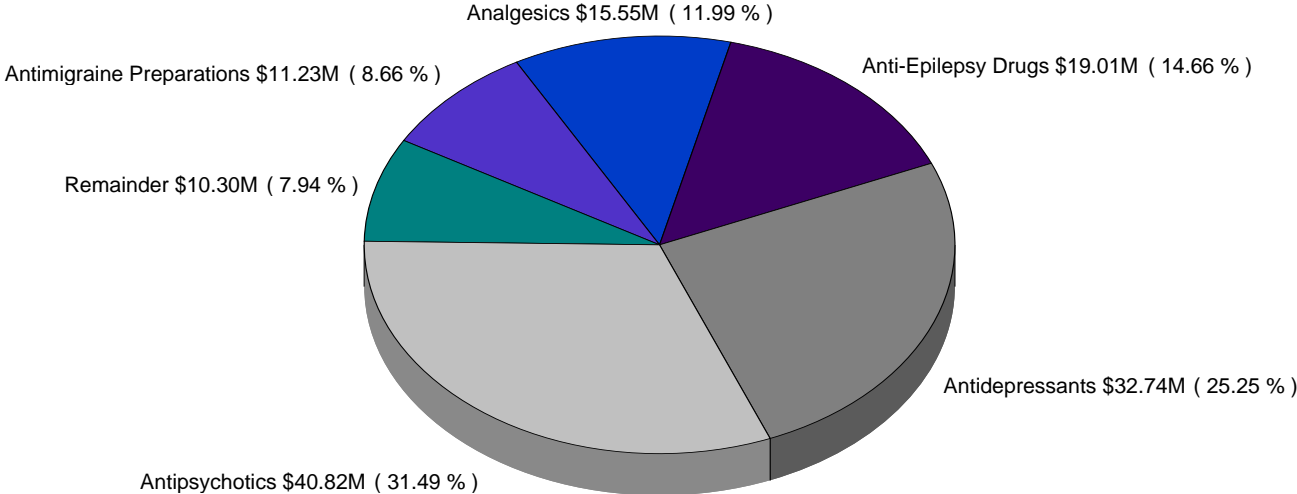
Musculo-Skeletal System

\$9,108,540 for the year ending Jun 03



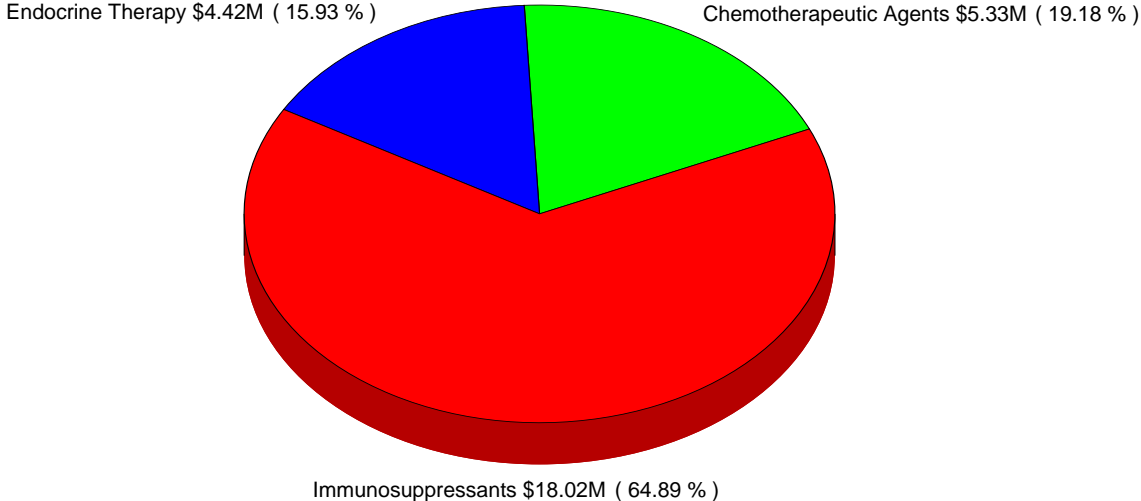
Nervous System

\$129,649,839 for the year ending Jun 03



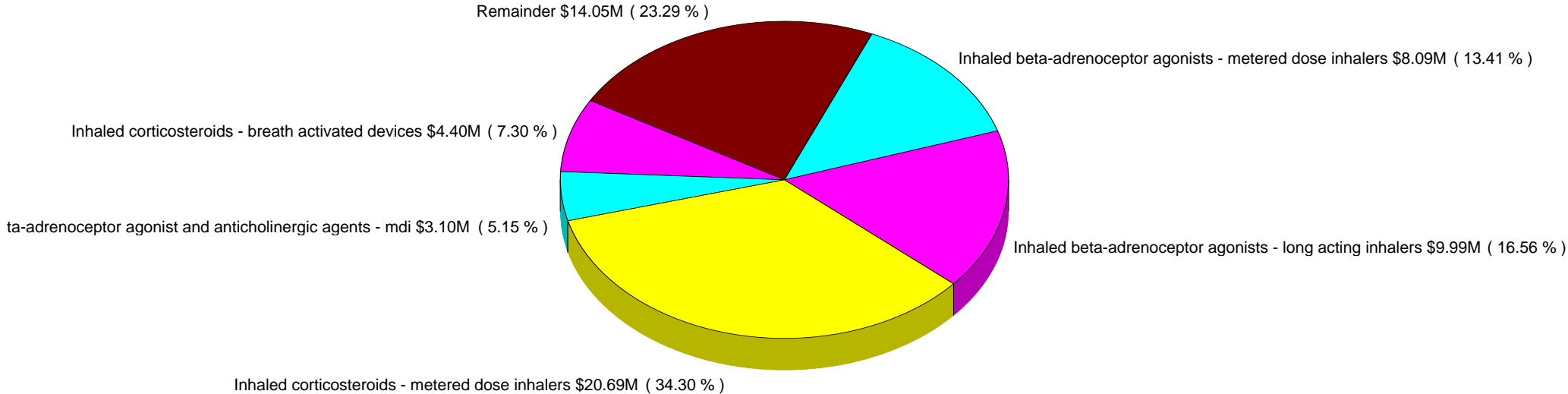
**Oncology Agents and
Immunosuppressants**

\$27,771,971 for the year ending Jun 03



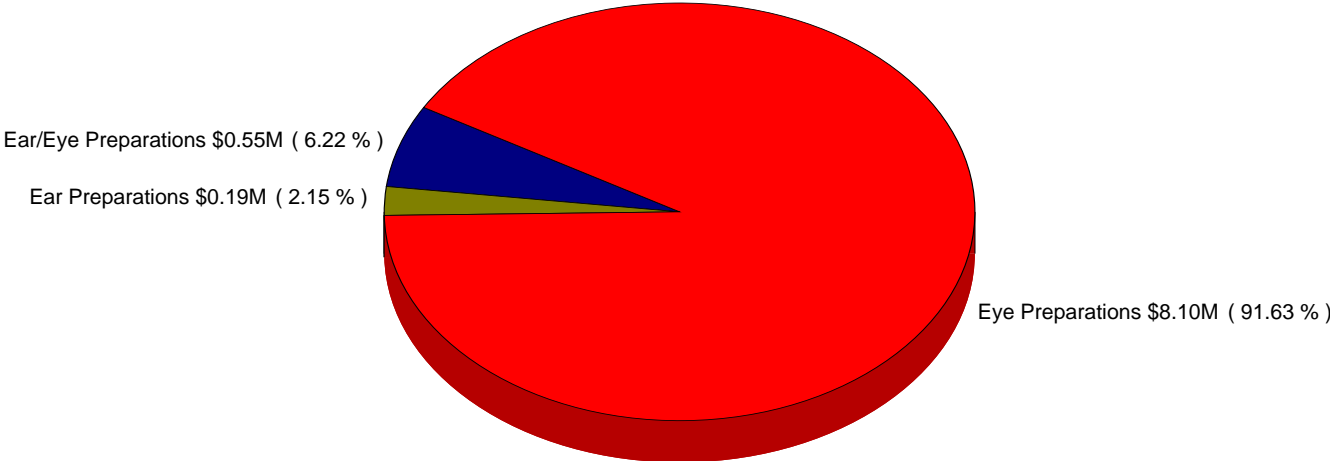
Respiratory System and Allergies

\$60,320,498 for the year ending Jun 03



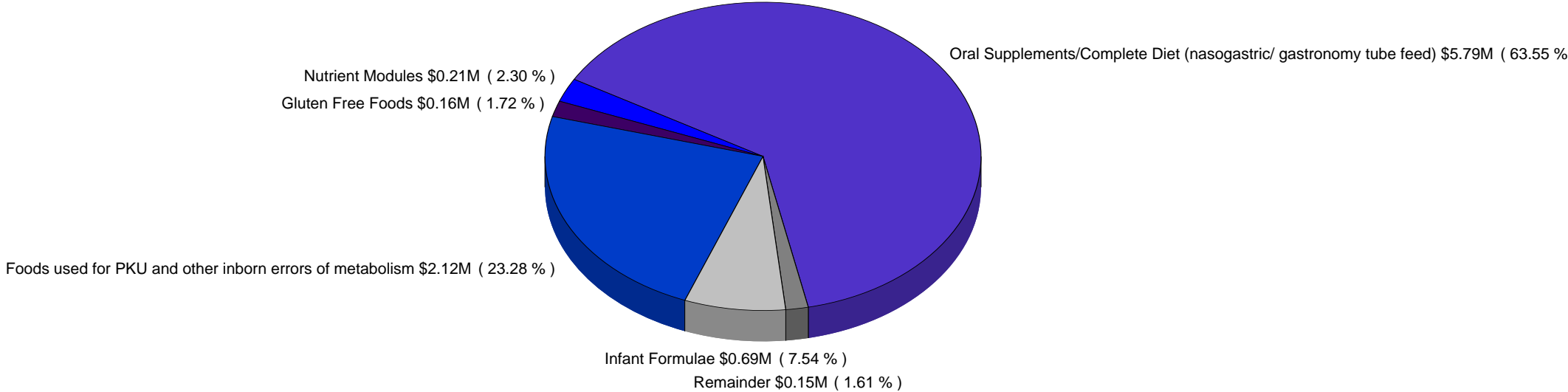
Sensory Organs

\$8,838,111 for the year ending Jun 03

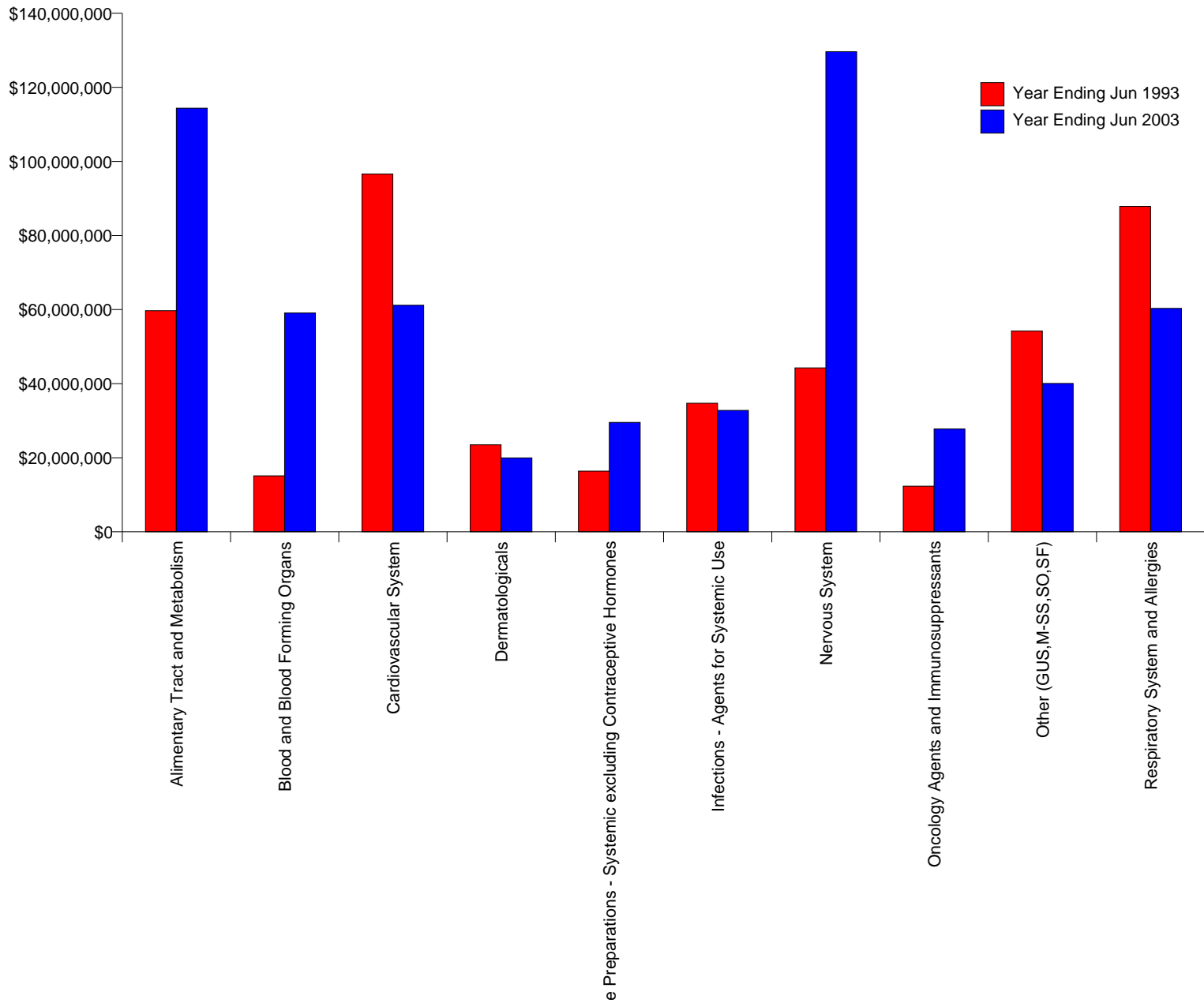


Special Foods

\$9,117,426 for the year ending Jun 03



Changes in Therapeutic Group Expenditure



Hormon

Therapeutic Group 2 ranked by latest months cost.

Top 20

<i>Therapeutic Group 1</i>	<i>Therapeutic Group 2</i>	<i>Current Ranking</i>	<i>Ranking Last FYr</i>	Jun 99	Jun 00	Jun 01	Jun 02	Jun 03
Alimentary Tract and Metabolism	Anti-ulcerants	1	1	\$29,018,532	\$36,076,274	\$42,726,469	\$44,108,946	\$52,189,513
Blood and Blood Forming Organs	Lipid Modifying Agents	2	2	\$23,652,838	\$37,207,267	\$44,772,810	\$40,453,510	\$46,072,135
Nervous System	Antipsychotics	3	3	\$10,515,006	\$23,906,733	\$30,144,865	\$36,673,284	\$40,821,937
Nervous System	Antidepressants	4	4	\$31,868,040	\$28,603,225	\$24,992,295	\$28,054,262	\$32,740,982
Cardiovascular System	Agents affecting the Renin-Angiotensin system	5	6	\$26,730,102	\$27,199,511	\$27,224,336	\$21,357,029	\$23,027,544
Respiratory System and Allergies	Inhaled corticosteroids - metered dose inhalers	6	5	\$24,946,646	\$19,706,977	\$18,695,585	\$21,905,489	\$20,689,721
Alimentary Tract and Metabolism	Diabetes Management	7	8	\$12,641,985	\$13,990,631	\$16,154,033	\$18,129,334	\$19,428,831
Nervous System	Anti-Epilepsy Drugs	8	9	\$13,743,535	\$15,171,503	\$15,977,119	\$17,497,161	\$19,009,181
Alimentary Tract and Metabolism	Diabetes	9	7	\$17,206,848	\$18,021,780	\$17,118,611	\$18,585,203	\$18,951,091
Oncology Agents and Immunosuppressants	Immunosuppressants	10	10	\$11,692,010	\$11,968,224	\$15,690,966	\$16,140,248	\$18,020,797
Nervous System	Analgesics	11	12	\$13,729,099	\$13,454,449	\$13,671,299	\$14,667,033	\$15,547,437
Infections - Agents for Systemic Use	Antibacterials	12	11	\$28,253,286	\$23,109,218	\$16,234,941	\$15,365,037	\$14,549,217
Cardiovascular System	Calcium Channel Blockers	13	13	\$24,902,091	\$17,545,583	\$15,582,894	\$13,885,554	\$13,770,652
Nervous System	Antimigraine Preparations	14	14	\$7,306,986	\$8,258,004	\$9,629,670	\$10,500,428	\$11,229,678
Respiratory System and Allergies	Inhaled beta-adrenoceptor agonists - long acting inhalers	15	25	\$2,613,794	\$3,344,915	\$4,209,326	\$5,952,999	\$9,987,468
Cardiovascular System	Beta Adrenoceptor Blockers	16	16	\$11,713,497	\$8,955,033	\$7,987,020	\$7,972,065	\$9,231,486
Alimentary Tract and Metabolism	Antidiarrhoeals	17	15	\$7,442,115	\$7,557,108	\$8,432,768	\$8,717,462	\$9,186,469
Hormone Preparations - Systemic excluding Contraceptive Hormones	Trophic Hormones	18	19	\$5,549,697	\$6,550,700	\$7,186,365	\$7,729,180	\$8,481,922
Sensory Organs	Eye Preparations	19	22	\$5,712,088	\$5,697,791	\$6,175,327	\$6,669,986	\$8,098,092
Respiratory System and Allergies	Inhaled beta-adrenoceptor agonists - metered dose inhalers	20	17	\$4,592,312	\$4,670,665	\$4,659,012	\$7,813,125	\$8,086,529

Between 21 and 40

<i>Therapeutic Group 1</i>	<i>Therapeutic Group 2</i>	<i>Current Ranking</i>	<i>Ranking Last FYr</i>	Jun 99	Jun 00	Jun 01	Jun 02	Jun 03
Infections - Agents for Systemic Use	Antifungals	21	20	\$5,168,367	\$6,160,795	\$7,507,448	\$7,721,583	\$7,930,060
Hormone Preparations - Systemic excluding Contraceptive Hormones	Calcium Homeostasis	22	28	\$1,716,406	\$2,730,232	\$4,108,534	\$5,694,185	\$7,699,420
Genito-Urinary System	Contraceptives - hormonal	23	18	\$9,323,846	\$8,173,267	\$7,998,076	\$7,752,103	\$7,632,316
Dermatologicals	Corticosteroids Topical	24	23	\$8,004,686	\$7,925,893	\$6,848,399	\$6,662,428	\$6,725,600
Infections - Agents for Systemic Use	Antiretrovirals	25	27	\$3,522,621	\$4,615,898	\$5,254,701	\$5,701,308	\$6,418,012
Special Foods	Oral Supplements/Complete Diet (nasogastric/ gastronomy tube feed)	26	30	\$3,091,155	\$3,809,143	\$4,779,823	\$5,310,011	\$5,794,190
Dermatologicals	Anti-acne Preparations	27	21	\$8,843,867	\$6,876,300	\$7,220,981	\$7,704,576	\$5,662,052
Oncology Agents and Immunosuppressants	Chemotherapeutic Agents	28	58	\$1,169,890	\$1,212,941	\$1,341,277	\$1,347,899	\$5,326,454
Cardiovascular System	Anti-arrythmics	29	32	\$4,444,592	\$4,771,456	\$4,973,598	\$5,135,784	\$5,189,526
Musculo-Skeletal System	Anti-inflammatory Non Steroidal Drugs (NSAIDs)	30	33	\$9,429,039	\$7,274,592	\$5,453,347	\$4,773,055	\$4,740,915
Blood and Blood Forming Organs	Antianaemics	31	29	\$3,023,991	\$4,014,170	\$4,909,611	\$5,340,542	\$4,668,532
Cardiovascular System	Alpha Adrenoceptor Blockers	32	31	\$6,675,545	\$7,805,725	\$7,712,053	\$5,266,183	\$4,526,811
Oncology Agents and Immunosuppressants	Endocrine Therapy	33	35	\$4,459,797	\$3,332,458	\$3,405,691	\$4,088,416	\$4,424,720
Respiratory System and Allergies	Inhaled corticosteroids - breath activated devices	34	26	\$15,255,228	\$15,584,787	\$14,164,229	\$5,907,185	\$4,401,188
Blood and Blood Forming Organs	Antithrombotic Agents	35	37	\$2,729,422	\$3,007,944	\$3,483,620	\$3,953,590	\$4,237,763
Nervous System	Antiparkinson Agents	36	34	\$5,801,277	\$5,469,209	\$5,111,050	\$4,330,779	\$4,160,890
Alimentary Tract and Metabolism	Vitamins	37	36	\$3,633,302	\$3,949,351	\$4,117,224	\$4,058,984	\$3,957,211
Hormone Preparations - Systemic excluding Contraceptive Hormones	Hormone Replacement Therapy - Systemic	38	24	\$6,975,272	\$7,119,827	\$6,917,491	\$6,632,638	\$3,832,992
Blood and Blood Forming Organs	Fluids and Electrolytes	39	38	\$2,845,152	\$2,500,676	\$3,587,529	\$3,656,380	\$3,461,444
Alimentary Tract and Metabolism	Laxatives	40	41	\$4,370,783	\$4,213,914	\$4,044,900	\$3,536,592	\$3,369,180

Between 41 and 60

<i>Therapeutic Group 1</i>	<i>Therapeutic Group 2</i>	<i>Current Ranking</i>	<i>Ranking Last FYr</i>	Jun 99	Jun 00	Jun 01	Jun 02	Jun 03
Hormone Preparations - Systemic excluding Contraceptive Hormones	Sex Hormones Non Contraceptive	41	39	\$3,640,617	\$3,947,910	\$4,306,589	\$3,647,552	\$3,203,770
Respiratory System and Allergies	Inhaled beta-adrenoceptor agonist and anticholinergic agents - mdi	42	42	\$1,746,411	\$2,171,127	\$2,533,667	\$2,832,031	\$3,104,551
Respiratory System and Allergies	Inhaled beta-adrenoceptor agonists - breath activated devices	43	40	\$6,168,384	\$4,822,005	\$3,964,462	\$3,575,853	\$2,941,638
Nervous System	Other CNS Agents	44	46	\$2,233,424	\$2,446,077	\$1,816,462	\$2,146,875	\$2,596,866
Dermatologicals	Psoriasis and Eczema Preparations	45	44	\$2,639,870	\$2,404,635	\$2,397,923	\$2,390,677	\$2,496,467
Cardiovascular System	Nitrates	46	43	\$4,914,351	\$4,884,660	\$2,691,528	\$2,559,367	\$2,437,845
Musculo-Skeletal System	Antirheumatoid Agents	47	92	\$336,367	\$305,005	\$297,200	\$481,331	\$2,230,313
Hormone Preparations - Systemic excluding Contraceptive Hormones	Corticosteroids and Related Agents for Systemic Use	48	50	\$1,824,402	\$2,015,829	\$1,598,342	\$1,966,757	\$2,181,106
Special Foods	Foods used for PKU and other inborn errors of metabolism	49	49	\$1,334,726	\$1,749,790	\$1,834,835	\$2,017,362	\$2,122,395
Nervous System	Antinausea and Vertigo Agents	50	48	\$2,070,685	\$2,033,250	\$2,121,554	\$2,066,295	\$2,044,935
Cardiovascular System	Diuretics	51	51	\$2,601,562	\$2,628,855	\$1,812,126	\$1,908,636	\$1,964,199
Respiratory System and Allergies	Respiratory devices	52	47	\$2,143,435	\$2,438,584	\$2,392,001	\$2,140,366	\$1,926,202
Alimentary Tract and Metabolism	Digestives including Enzymes	53	52	\$1,462,029	\$1,552,841	\$1,725,620	\$1,866,840	\$1,909,326
Respiratory System and Allergies	Antihistamines	54	45	\$2,224,471	\$2,236,766	\$2,272,092	\$2,350,609	\$1,887,787
Alimentary Tract and Metabolism	Minerals	55	53	\$1,642,709	\$1,439,200	\$1,550,443	\$1,678,400	\$1,857,077
Genito-Urinary System	Contraceptives - non-hormonal	56	54	\$1,973,527	\$1,922,121	\$1,867,133	\$1,647,437	\$1,581,101
Infections - Agents for Systemic Use	Antivirals	57	62	\$4,167,261	\$3,008,579	\$2,517,091	\$1,191,896	\$1,451,877
Dermatologicals	Antibacterials Topical	58	55	\$1,385,514	\$1,429,903	\$1,406,952	\$1,424,141	\$1,407,247
Hormone Preparations - Systemic excluding Contraceptive Hormones	Vasopressin Agonists	59	59	\$1,337,757	\$1,293,725	\$1,296,286	\$1,301,747	\$1,378,331
Respiratory System and Allergies	Inhaled anticholinergic agents - meterec dose inhalers	60	56	\$1,711,576	\$1,583,410	\$1,491,850	\$1,387,937	\$1,308,676

Between 61 and 80

<i>Therapeutic Group 1</i>	<i>Therapeutic Group 2</i>	<i>Current Ranking</i>	<i>Ranking Last FYr</i>	Jun 99	Jun 00	Jun 01	Jun 02	Jun 03
Respiratory System and Allergies	Nasal preparations	61	57	\$5,092,144	\$5,327,006	\$1,408,704	\$1,348,546	\$1,283,711
Alimentary Tract and Metabolism	Metabolic Disorder Agents	62	61	\$577,564	\$835,182	\$994,675	\$1,220,291	\$1,233,476
Respiratory System and Allergies	Inhaled beta-agonist and anticholinergic agents - nebuliser	63	60	\$856,232	\$1,233,693	\$1,308,514	\$1,272,722	\$1,151,933
Dermatologicals	Emollients and Barrier Creams	64	65	\$1,353,433	\$1,107,005	\$997,180	\$1,098,052	\$1,151,786
Nervous System	Sedatives and Hypnotics	65	63	\$1,479,314	\$1,126,624	\$1,124,658	\$1,186,149	\$1,092,099
Infections - Agents for Systemic Use	Urinary Tract Infections	66	67	\$1,060,316	\$957,792	\$958,441	\$983,894	\$1,014,316
Hormone Preparations - Systemic excluding Contraceptive Hormones	Thyroid and Antithyroid Agents	67	69	\$571,807	\$581,327	\$898,008	\$956,830	\$998,821
Hormone Preparations - Systemic excluding Contraceptive Hormones	Other Endocrine Agents	68	66	\$1,002,966	\$959,048	\$973,432	\$987,150	\$978,600
Genito-Urinary System	Contraceptives - hormonal, Non-interchangeable	69	70	\$184,511	\$628,478	\$730,349	\$830,379	\$972,008
Dermatologicals	Antifungals Topical	70	68	\$1,271,932	\$1,006,489	\$1,016,352	\$981,344	\$956,165
Musculo-Skeletal System	Hyperuricaemia and Antigout	71	82	\$1,432,372	\$1,459,483	\$727,134	\$587,684	\$923,801
Genito-Urinary System	Anti-androgen oral contraceptives	72	64	\$893,187	\$1,144,799	\$1,311,390	\$1,182,557	\$842,906
Special Foods	Infant Formulae	73	84	\$379,749	\$450,068	\$544,210	\$560,161	\$687,415
Blood and Blood Forming Organs	Antifibrinolytics, Haemostatics and Local Sclerosants	74	89	\$330,330	\$431,653	\$526,551	\$517,261	\$670,742
Dermatologicals	Scalp Preparations	75	74	\$1,018,875	\$631,963	\$645,117	\$656,495	\$663,078
Musculo-Skeletal System	Muscle Relaxants	76	76	\$2,089,242	\$2,117,416	\$656,488	\$646,713	\$658,222
Infections - Agents for Systemic Use	Antituberculotics and Antileprotics	77	79	\$573,988	\$655,638	\$638,308	\$631,002	\$649,355
Alimentary Tract and Metabolism	Antihaemorrhoidals	78	72	\$1,509,605	\$1,503,399	\$1,486,317	\$757,386	\$627,778
Respiratory System and Allergies	Anti-allergy Preparations	79	80	\$375,823	\$340,018	\$615,484	\$605,517	\$616,801
Hormone Preparations - Systemic excluding Contraceptive Hormones	Other progestogen preparations	84	91	\$543,843	\$521,661	\$529,379	\$492,045	\$581,520

Between 81 and 100

<i>Therapeutic Group 1</i>	<i>Therapeutic Group 2</i>	<i>Current Ranking</i>	<i>Ranking Last FYr</i>	Jun 99	Jun 00	Jun 01	Jun 02	Jun 03
Alimentary Tract and Metabolism	Antispasmodics and Other Agents Altering Gut Motility	80	71	\$1,435,478	\$1,362,910	\$1,051,563	\$773,279	\$606,213
Genito-Urinary System	Urinary Agents	81	83	\$1,087,673	\$575,697	\$559,876	\$568,767	\$595,605
Alimentary Tract and Metabolism	Mouth and Throat	82	78	\$697,117	\$629,064	\$621,991	\$631,714	\$592,405
Genito-Urinary System	Pregnancy tests - HCG urine	83	73	\$939,762	\$672,180	\$443,007	\$680,498	\$585,217
Genito-Urinary System	Myometrial and vaginal hormone preparations	85	90	\$438,905	\$445,078	\$463,436	\$503,974	\$566,338
Respiratory System and Allergies	Cystic fibrosis	86	85	\$480,690	\$526,062	\$491,187	\$558,347	\$554,756
Sensory Organs	Ear/Eye Preparations	87	75	\$719,931	\$691,957	\$664,340	\$650,146	\$549,924
Respiratory System and Allergies	Theophylline derviatives	88	81	\$841,499	\$747,497	\$663,170	\$588,745	\$528,691
Cardiovascular System	Centrally Acting Agents	89	88	\$565,213	\$553,683	\$529,409	\$517,329	\$509,414
Alimentary Tract and Metabolism	Antacids and Antiflatulants	90	87	\$550,672	\$551,462	\$552,833	\$525,377	\$470,662
Dermatologicals	Parasiticial Preparations	91	96	\$394,965	\$407,126	\$393,766	\$416,298	\$458,634
Musculo-Skeletal System	Corticosteroids - Injectables	92	93	\$768,070	\$746,242	\$663,845	\$460,175	\$451,070
Respiratory System and Allergies	Inhaled beta-adrenoceptor agonists - nebuliser solutions	93	94	\$1,363,285	\$1,011,450	\$780,216	\$457,090	\$410,058
Respiratory System and Allergies	Inhaled anticholinergic agents - nebuliser solutions	94	77	\$1,564,001	\$916,155	\$764,334	\$636,838	\$402,225
Infections - Agents for Systemic Use	Antitrichomonal Agents	95	98	\$723,890	\$470,484	\$455,840	\$398,380	\$378,475
Infections - Agents for Systemic Use	Antimalarials	96	99	\$275,110	\$305,154	\$319,420	\$344,196	\$373,331
Cardiovascular System	Smoking Cessation	97	138			\$0	\$0	\$368,520
Nervous System	Anxiolytics	98	86	\$670,261	\$682,005	\$553,774	\$538,098	\$366,777
Respiratory System and Allergies	Beta-adrenoceptor agoinists - long acting tablets	99	95	\$395,819	\$331,985	\$499,716	\$430,941	\$338,601
Respiratory System and Allergies	Nedocromil	100	97	\$895,693	\$675,561	\$507,059	\$409,735	\$307,586

Between 101 and 120

<i>Therapeutic Group 1</i>	<i>Therapeutic Group 2</i>	<i>Current Ranking</i>	<i>Ranking Last FYr</i>	Jun 99	Jun 00	Jun 01	Jun 02	Jun 03
Various	Agents Used in the Treatment of Poisonings	101	101	\$325,750	\$401,180	\$547,806	\$306,968	\$250,726
Respiratory System and Allergies	Sodium cromoglycate	102	100	\$1,034,655	\$656,057	\$465,887	\$334,492	\$240,885
Special Foods	Nutrient Modules	103	104	\$1,121,612	\$220,890	\$214,973	\$215,238	\$209,801
Genito-Urinary System	Gynaecological anti-infectives	104	105	\$539,440	\$272,195	\$249,250	\$213,480	\$197,913
Sensory Organs	Ear Preparations	105	107	\$220,261	\$205,527	\$198,307	\$199,978	\$190,095
Hormone Preparations - Systemic excluding Contraceptive Hormones	Other oestrogen preparations	106	102	\$312,150	\$288,311	\$264,076	\$243,775	\$183,175
Dermatologicals	Wart Preparations	107	108	\$179,484	\$167,698	\$170,836	\$165,246	\$173,572
Extemporaneously Compounded Preparations and Galenicals	Extemporaneously Compounded Preparations and Galenicals	108	103	\$7,307,049	\$201,531	\$56,919	\$225,587	\$172,682
Special Foods	Gluten Free Foods	109	109	\$691,526	\$144,023	\$140,442	\$157,858	\$156,643
Dermatologicals	Antipruritic Preparations	110	110	\$220,083	\$154,579	\$136,353	\$150,440	\$153,192
Musculo-Skeletal System	Anticholinesterases	111	112	\$112,228	\$114,183	\$106,438	\$98,452	\$103,102
Respiratory System and Allergies	Beta-adrenoceptor agoinists - oral liquids	112	111	\$154,378	\$144,469	\$151,028	\$131,752	\$96,217
Special Foods	Oral Supplements	113	113	\$46,250	\$48,986	\$62,848	\$81,039	\$80,358
Cardiovascular System	Anti-Hypotensive Agents	114	115	\$40,479	\$55,207	\$55,173	\$62,973	\$73,472
Dermatologicals	Disinfecting and Cleansing Agents	115	116	\$38,149	\$48,671	\$45,480	\$55,749	\$58,691
Cardiovascular System	Vasodilators	116	114	\$92,166	\$86,871	\$74,073	\$65,877	\$58,394
Dermatologicals	Minor Skin Infections	117	118	\$16,819	\$21,296	\$30,643	\$39,700	\$46,776
Special Foods	Food Thickeners	118	117	\$26,666	\$32,585	\$44,071	\$42,093	\$40,107
Nervous System	Anaesthetics	119	119	\$39,830	\$29,592	\$35,133	\$37,993	\$39,060
Genito-Urinary System	Impotence treatment	121	120	\$41,597	\$29,375	\$33,884	\$26,781	\$32,585

Greater than 120

<i>Therapeutic Group 1</i>	<i>Therapeutic Group 2</i>	<i>Current Ranking</i>	<i>Ranking Last FYr</i>	Jun 99	Jun 00	Jun 01	Jun 02	Jun 03
Respiratory System and Allergies	Cough preparations	120	106	\$210,369	\$242,664	\$221,875	\$207,873	\$35,219
Cardiovascular System	Sympathomimetics	122	122	\$17,954	\$18,690	\$24,630	\$24,528	\$27,660
Hormone Preparations - Systemic excluding Contraceptive Hormones	Anabolic Agents	123	121	\$29,913	\$20,746	\$22,164	\$25,231	\$24,321
Infections - Agents for Systemic Use	Anthelmintics	124	123	\$38,502	\$29,473	\$24,025	\$21,218	\$19,368
Special Foods	Multi Vitamin Supplements	125	124	\$12,185	\$17,529	\$16,702	\$18,972	\$14,108
Special Foods	Protein Supplements, Formulae Used for PKU and other Inborn Errors of Metabolism	126	130			\$7,422	\$6,232	\$12,410
Respiratory System and Allergies	Beta-adrenoceptor agonists - injection	127	127	\$11,958	\$15,463	\$12,543	\$13,114	\$9,808
Various	Preparations Used in the Treatment of Drug Dependency	128	128		\$1,991	\$7,532	\$7,906	\$9,114
Respiratory System and Allergies	Inhaled corticosteroids - metered dose inhalers with spacers	129	126	\$6,730	\$13,908	\$23,967	\$15,452	\$7,681
Dermatologicals	Sunscreens	130	129	\$11,180	\$9,481	\$8,377	\$6,576	\$5,177
Dermatologicals	Other Skin Preparations	131	125	\$52,857	\$58,141	\$47,678	\$17,097	\$4,661
Dermatologicals	Dusting Powders	132	131	\$8,182	\$6,728	\$6,380	\$5,345	\$4,392
Respiratory System and Allergies	Inhaled corticosteroids - nebuliser solution	133	132	\$11,673	\$7,159	\$4,547	\$4,464	\$2,563
Various	Detection of Substances in Urine	134	133	\$2,463	\$2,285	\$2,422	\$2,082	\$1,727
Musculo-Skeletal System	Enzymes	135	134	\$2,481	\$2,534	\$1,764	\$1,301	\$1,118
Dermatologicals	Antivirals Topical	136		\$0	\$0	\$54		\$84
Cardiovascular System	Adrenergic Neurone Blockers	137	137	\$79	\$166	\$90	\$38	\$51
Respiratory System and Allergies	Other broncholdilators	138	135	\$29,861	\$26,565	\$19,254	\$403	\$5